

OUTLANDER PHEV





"I can truthfully say this is the best car I have ever driven or owned. It is spacious, comfortable, economical, classy and so quiet I keep forgetting to switch it off when I get out! ... It is ridiculously cheap to run achieving the equivalent of over 100 mpg most of the time, ... A truly perfect all rounder."

JBS100, owner

"Key to the success of the Mitsubishi Outlander PHEV is that it doesn't ask its owners to make any compromises. For people wanting an SUV, it offers the same space and practicality, as well as the all-important elevated driving position, as any of its competitors." The Electric Car Report



THE SUV WITH AN ACE UP ITS SLEEVE

This Mitsubishi Outlander is a great all-rounder. It's just the right size, offering all the practical flexibility of an SUV without being too big about town. It's exceedingly quiet and exceptionally comfortable, enveloping you in a supportive hug no matter how long the journey. It's lavish: indeed, even in the entry level model the list of standard equipment is impressive. And it's extremely safe, providing a comprehensive package of active safety features to match just about any car at any price.

But the Mitsubishi Outlander PHEV also has a not-so-secret card up its sleeve: it's the most successful plug-in hybrid electric vehicle in the world, with more than 100,000 on the roads in Europe alone. It uses tomorrow's technology today, helping to conserve our world's finite resources. And it can save you money too – not just a little money, but a lot! What's more, the world's favourite plug-in hybrid SUV is now even cleaner, more efficient, smoother and more powerful than ever before, making it a sure-fire winner in the future too.

"The 2019 Outlander PHEV doesn't reinvent the wheel, but then again it didn't need to... in a couple of important aspects improvements have been made... the new car is quieter, rides better and feels more solid than ever." Car



JUDGED TO BE THE BEST LARGE SUV

For decades those in the know have known Mitsubishi to be the clever car company, and this is probably the cleverest car of them all. The Outlander PHEV (Plug-in Hybrid Electric Vehicle) is a full up, family-sized SUV: a proper SUV, with proper 4-wheel drive, which requires absolutely no compromise in terms of practicality or go-anywhere, all-weather drivability. Yet it utilises a combination of electricity and petrol to return nothing short of exceptional fuel consumption, as well as CO₂ emissions of just 40g/km*. Together this ensures simply startling financial benefits.

*There is a new test used for fuel consumption and CO₂ figures. The CO₂ figure shown however is based on the outgoing test cycle and will be used to calculate vehicle tax on first registration.


Mitsubishi Motors Corporation had long recognised the role that electricity could play in powering cars and spent over 40 years developing the technology. The Outlander PHEV combines this knowledge and experience with the four-wheel drive practicality of the legendary Shogun and the cutting-edge performance technology developed for the Mitsubishi Lancer Evolution. It was the world's first 4WD Plug-in Hybrid SUV, and is the car by which others are judged. Since the Outlander PHEV was voted Best Large SUV by What Car? in their reliability survey last year, clearly they have been found wanting.



DRIVE MODES



EV DRIVE MODE - ELECTRIC POWER ONLY



SERIES HYBRID MODE: ELECTRIC POWER + ENGINE ASSISTANCE




PARALLEL HYBRID MODE: ENGINE POWER + MOTOR ASSISTANCE

NEW 2.4-LITRE ENGINE

FRONT POWER DRIVE UNIT

GENERATOR

FRONT MOTOR



CHARGE OR SAVE

In Battery Charge mode, when the engine is engaged it continually charges the battery. In Battery Save mode the engine will maintain the charge you have when it is engaged, allowing you the optimum charge for town driving later in your journey, for example.



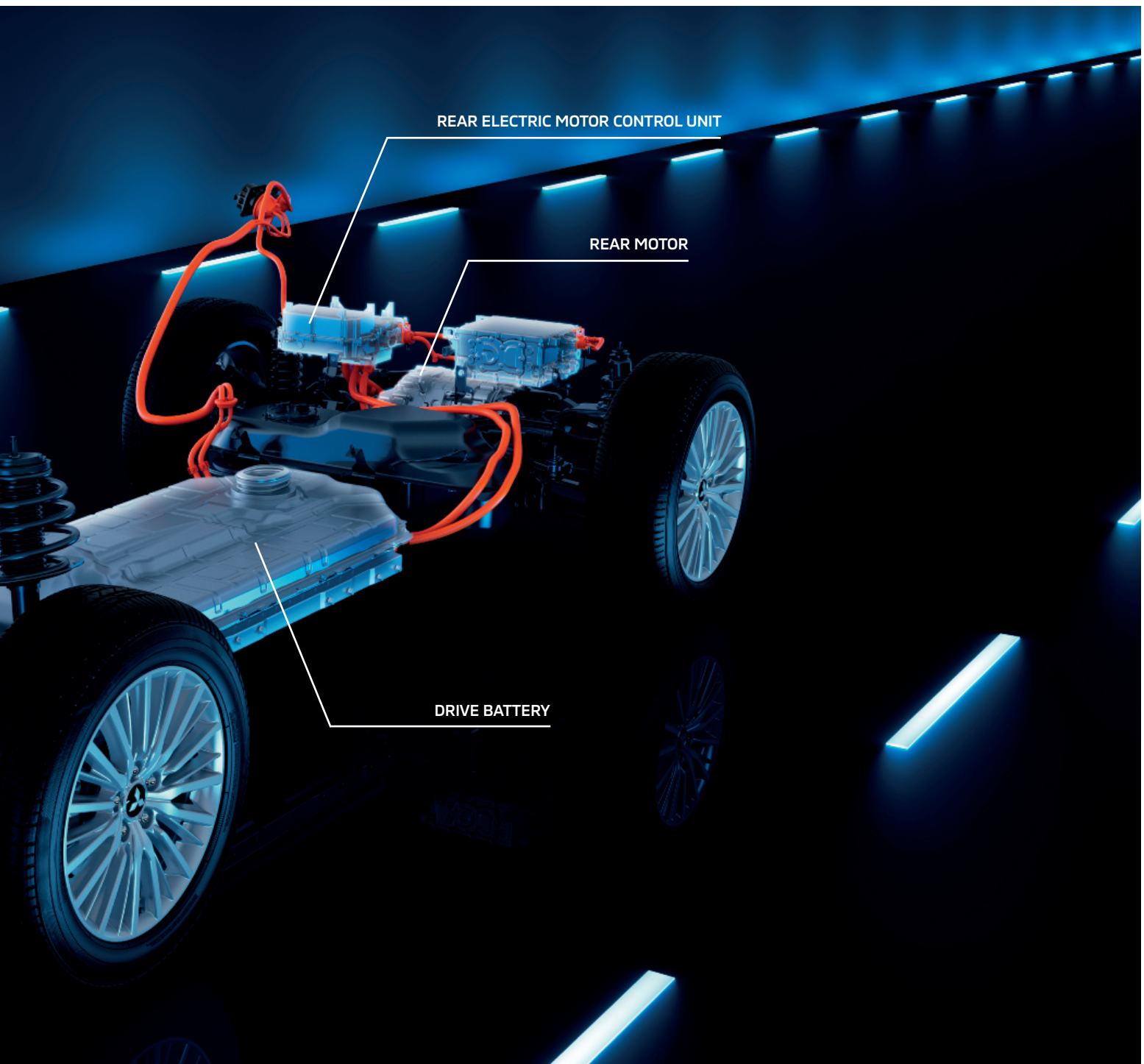
REGENERATIVE BRAKING

Kinetic energy which is generated whilst decelerating is also used to recharge the drive battery. As soon as the accelerator pedal is released the motors function as power generators; this feels similar to engine braking in a petrol or diesel-powered car. Six levels of regenerative braking can be selected via paddles mounted within fingertip reach of the steering wheel.



EV PRIORITY SWITCH

Allows you to manually select all-electric driving, so the petrol engine will only start automatically if the battery's charge drops to an excessively low level or very high power output demands are made.



HYBRID SUCCESS IN THE REAL WORLD

To understand the Outlander PHEV's supremacy, first you need to understand how it works. It uses series parallel hybrid technology, which is not new – such vehicles have been available for some years. What is new is that it is really an electric vehicle at heart. Unlike other hybrids, most of the time motion comes from its twin electric motors, and it is this bias which makes the vehicle so utterly awesome in the real world. In EV mode the PHEV can travel up to 28 miles: ample distance for the average daily commute. EV mode means no petrol, no emissions, and no trade off in terms of power – torque is instant and the top speed 83mph – actually exceeding the UK legal limit!

When more power is needed, or when the battery's charge falls, the Series Hybrid mode kicks in, with the petrol engine acting as a generator. For longer periods of high speed motoring the Parallel Hybrid mode takes over. You won't know when any of this happens – the transition is seamless – and you don't have to make any decisions either since, if you wish, the PHEV will automatically select the optimum mode. But clever though it is, it doesn't know what lies ahead – like miles of cross city driving at the end of your journey, for example – so you do have the options to save or extend your battery usage at the mere flick of a switch.

SPARKING SUPERB SAVINGS

Unlike most other vehicles, from the outset this generation of the Mitsubishi Outlander was designed to be available with drivetrains for both an internal combustion engine and as a plug-in hybrid electric vehicle. This means that there is almost no compromise in terms of either weight distribution or space (the vast majority of PHEVs locate the battery in the boot, adversely affecting both). It can transport five people in comfort, or swallow a couple of mountain bikes whole, and take you to all the exciting places in which to use them, courtesy of its all-electric four-wheel drive system backed up by fully electric traction and stability control. And, because it's been designed to run in electric mode as soon and as often as possible, the financial benefits are both indisputable and exceptional.



- **THE OUTLANDER PHEV IS EXEMPT FROM VEHICLE EXCISE DUTY IN THE FIRST YEAR**

- **IT IS EXEMPT FROM LONDON CONGESTION CHARGE**

- **IT PROVIDES ULTRA LOW TAX BENEFITS FOR COMPANY CAR DRIVERS:**

Benefit-In-Kind tax is significantly less than that on an equivalent petrol-only vehicle, with an even greater advantage when compared to diesel, amounting to a tax saving of many thousands of pounds over three years. That low BIK rate also applies to fuel benefit, greatly amplifying the tax savings still further. It's actually like having a multi-thousand pound a year pay rise!

- **IT PROVIDES TAX BENEFITS FOR COMPANIES TOO:**

For companies who provide employees with vehicles, the PHEV is an equally tempting proposition, with a 100% write down allowance in the first year of ownership and massively reduced National Insurance contributions due to the ultra-low BIK rate.

For more information on how the Outlander PHEV can save you money – and how much – visit www.mitsubishi-cars.co.uk/new-cars/outlander/BIK



"The icing on the cake for me is the very welcome £400 per month company car/fuel benefit tax saving against my previous BMW 520d. Order one soon – they are going to be in very short supply."

KS, owner

ECONOMY IN THE REAL WORLD

In order to provide you with a true comparison between vehicles, all fuel economy figures must be assessed under independent laboratory conditions. The Outlander PHEV returns both incredible economy and tax-busting CO₂ emissions, but it is important to remember that, in any hybrid electric vehicle, the type and length of each journey is vital in effecting your results in the real world.

If your regular journeys are a mix of town and/or country roads interspersed with stretches of faster carriageway, and they are less than around 30 miles between charging opportunities, you could easily achieve better than the official figures; indeed, in practice some drivers have achieved many hundreds of miles on just one gallon of fuel. But on longer, high speed journeys the PHEV will mainly use the petrol engine, so the petrol consumption will be much higher.



139 MPG

AND CO₂ EMISSIONS AT 40G/KM*

* There is a new test used for fuel consumption and CO₂ figures. The CO₂ figure shown however is based on the outgoing test cycle and will be used to calculate vehicle tax on first registration.



"Truly the easiest and smoothest vehicle I have ever driven. For me the plug in hybrid aspect is perfect as I can commute to work and back on almost pure electric costing me next to nothing!"

Jessica1986, owner

PLAYING BY DIFFERENT RULES

With good visibility and light controls the Outlander PHEV is easy to live with and easy to drive, despite its sophistication. Indeed, driving is as simple as driving an ordinary automatic. But there's really nothing ordinary about this PHEV at all. From the outset you will notice that it is exceptionally quiet – so quiet that we've built in a warning for pedestrians. You'll also notice strong instant torque and a smooth delivery of power. Of course, these are the traditional attributes of an electric motor, but Mitsubishi hasn't been content to rest on its success. Instead, the 19MY PHEV has seen sweeping changes under the skin. These include an uprated rear motor, generator and increased battery capacity, so that linear shove that makes moving off and overtaking so effortless is now even more powerful.

When the petrol engine does cut in, seamlessly as ever, that too is brand new. In fact, the new 2.4 litre Atkinson cycle unit is the perfect partner in a hybrid. It's a quieter and more efficient system when bolstered at low revs by the electric motors, and it's a more powerful unit too. But, by combining it with Mitsubishi's MIVEC variable valve timing system, it effectively runs at just 1.7 litre capacity until full power is called for. The result is the best of all worlds – a driving experience that is both livelier and far more refined, without ever losing sight of the importance of economy and emissions.

Of course, the PHEV's power units are only half of the story. A particularly low centre of gravity (thanks to the positioning of the battery), permanent four-wheel drive with twin motors providing power to each axle, and an enhanced version of the famous Mitsubishi rally-honed Super All Wheel Control system are complemented, in the 19MY model, by a more rigid chassis, more precise steering and enhanced suspension, effectively absorbing cracks and ridges in the road. And because this is an SUV, albeit one with a difference, you have a choice of driving modes: sport, eco, standard, snow and locked four-wheel drive. This Outlander PHEV is an eco warrior that fits the bill in every sense.

At launch the PHEV was hailed as a game changer: Mitsubishi had laid down a new set of rules, and still they are being refined. In the words of one customer: "It's a great car. I am on my second one and it has improved greatly compared to the first generation." We do hope, Mr MS, that you try generation number three.



S-AWC

Super All Wheel Control is an integrated system which delivers incredible traction, solid stability and intuitive linear handling. It does this by combining Active Yaw Control with the twin motor 4WD, Anti-lock Braking System and Active Stability Control (which maintains control by automatically adjusting the engine output and braking forces at each wheel).



4WD MODES

This switch controls both the SNOW mode, for more secure motoring on snow-covered roads, and 4WD LOCK, distributing equal torque to all four wheels for improved traction on loose and slippery surfaces. SPORT mode can be engaged to improve performance in any drive setting, sharpening response from the electric motors.





"A more efficient petrol engine, enhanced electric powertrain and improved refinement make the world's best-selling plug-in car stronger than ever."


Autocar



SO DIFFERENT, YET SO REASSURINGLY FAMILIAR

The PHEV is more than a one-trick pony. Clever technology aside, the cabin is properly indicative of this vehicle's breeding, with cushioned surfaces, a solid build and cool styling which reinforces the overall ambience of quality. There is enormous attention to detail and a host of luxuries which make travelling a genuine pleasure, like heated seats and steering wheel, dual zone climate control air conditioning and a state-of-the-art, multi-function communication system which allows you to control your smartphone's applications and services through the touchscreen*. Of course, the displays are a little more exotic than in an ordinary car and, whilst the steering wheel mounted controls conventionally adjust audio and Bluetooth®, the paddles adjust the strength of regenerative braking instead of the gears.

*Specifications vary by model – please refer to pages 33-35 for full details.



HEATED STEERING WHEEL



"Big, comfy, smooth, quiet, plenty of toys. What's not to like?... (I) love this car." Cabbage, owner



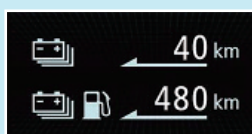
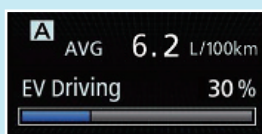
UNIQUE PHEV DISPLAY FUNCTIONS

The Mitsubishi Smartphone Link Display Audio system, as well as the Multi-Information Display, show functions unique to the PHEV: energy flow, driving range, energy usage, etc, encouraging you to drive as economically as possible.



ELECTRONIC PARKING BRAKE & BRAKE AUTO HOLD

A pull up to apply/push down to release switch replaces the traditional handbrake lever, giving a tidier appearance to the centre console. The Brake Auto Hold function makes stop/start driving in heavy traffic easier, by avoiding the need to keep your foot on the brake pedal while stationary.



UK models display miles per gallon (mpg) and range in miles.


FIRST CLASS AMBIENCE

Size matters, and the PHEV's space is truly impressive. Its compact and powerful lithium-ion batteries are tucked well away under the seats resulting in an interior almost as spacious as that in the standard Outlander. The front row of seats are perfectly set at hip height for easy access, with 8-way powered adjustments for the driver*. The second row recline for greater comfort, split 60:40, and fold-and-tumble to provide an enormous boot; and, as you'd expect in an SUV, their position provides a panoramic view which everyone gets to enjoy.

Of course, ambience in a moving vehicle is about more than just space and seats. It's about good interior illumination, the use of leather (C-Tec simulated leather/suede on Juro) and, above all, the luxury of a little hush. In fact, the PHEV will glide along in near silence, soothing away the stresses of modern-day driving. Early on we recognised that little or no engine noise can lead to increased awareness of wind and road noise and worked hard to insulate the vehicle even more than usual. So the suspension itself features special rubber bushes and newly designed cross-members that reduce mechanical and road noise, there is extra soundproofing in the engine compartment, wheel housing and underfloor areas, even the windscreen is thicker than before, and we've introduced dozens more sound-deadening and vibration reduction measures. The overall effect is a remarkably quiet and refined drive: cosseted, effortless, relaxed, and virtually silent for much of the time.

*4h/hs





HEATED WINDSCREEN

Heated wires throughout the windscreen clear the glass of fog or frost to secure forward visibility in less time than by using the heater/defroster.



POWER TAILGATE (4h/hs)

The tailgate can be opened and closed automatically using a switch located near the driver's seat. It can also be activated remotely using the key or the button on the tailgate itself.

ELECTRIC HEATER

Since the engine doesn't operate during EV driving it generates no heat, instead an electric heater uses the water pump to circulate hot water and warm the cabin. Furthermore, you can pre-set both the heater and the air conditioning to activate prior to your journey for optimum comfort.



"Improved insulation against noise and vibration makes the new Outlander PHEV a relaxing place to sit and it remains quiet at motorway speeds."


Wired



ADAPTIVE CRUISE CONTROL (ACC) (4hs)

A safety measure which also makes your life much easier, Adaptive Cruise Control uses radar installed in the front grille to judge distances between itself and the vehicle in front, and automatically adjusts the vehicle's speed* to maintain the designated distance. When there is no vehicle in front it acts just like a conventional cruise control system. *UK models display speed in miles per hour (mph).

NO VEHICLE IN FRONT



Your selected speed is maintained even if you remove your foot from the accelerator pedal.

VEHICLE IN FRONT



Your selected distance between vehicles is maintained.

VEHICLE IN FRONT (SLOWING/STOPPING)




When the vehicle in front slows or stops, ACC slows or stops your vehicle.



LANE DEPARTURE WARNING (LDW) (4hs)

A camera is used to monitor the lane position in front of the vehicle. If the vehicle deviates from its lane audible and visual warnings are activated.



FORWARD COLLISION MITIGATION (FCM) (4hs)

The PHEV's radar is used to detect obstructions including pedestrians, in front of the vehicle and to issue warnings when there is a danger of collision. Additionally, automatic braking is performed to avoid collision or reduce impact.



DANGER OF COLLISION



Warning + braking assistance

HIGH DANGER OF COLLISION



Warning + auto braking

EXTREMELY HIGH DANGER OF COLLISION



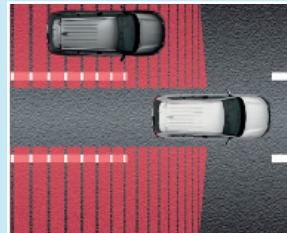
Warning + strong auto braking

FIVE-STAR SAFETY

Awarded the full five stars in Euro NCAP crash tests, the Outlander PHEV is outstanding when it comes to safety. It features a stability and traction control system which identifies and corrects any oversteer or understeer caused by overly ambitious acceleration, as well as particularly clever ABS which include power assisted emergency braking, automatic activation of the hazard warning lights during emergency braking, and the self-explanatory Hill Start Assist. There are a plethora of highly sophisticated active safety features, like the 360° camera which eliminates all parking blind spots, Blind Spot Warning and Rear Cross Traffic Alert which enhance safety during common manoeuvres like overtaking, lane changes and reversing out of parking spaces, and even features like Adaptive Cruise Control which will automatically match your speed to that of the vehicle in front. But, should the worst happen, the PHEV has been designed and engineered to meet the most stringent safety requirements whilst improving pedestrian protection, minimising damage to lighter vehicles and reducing repair costs in the event of low-speed impacts. No fewer than seven airbags provide further protection.

BLIND SPOT WARNING (BSW)

This safety feature uses radar sensors in the rear bumper to detect vehicles in your rear blind spots, on the right and left sides.



An indicator appears in the door mirror when BSW is active and the turn signals are off. When a vehicle is detected while the turn signal is on, an indicator blinks in the corresponding door mirror and a buzzer sounds.

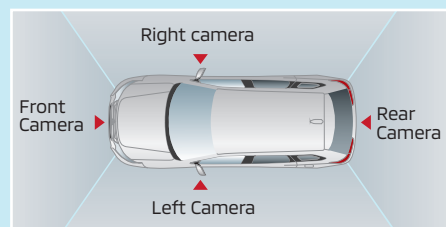
REAR CROSS TRAFFIC ALERT (RCTA)

Radar detects an approaching vehicle when reverse gear is engaged, providing visible and audible warnings.

The same radar system can detect following vehicles in neighbouring lanes during highway driving and alert the driver to their proximity if a lane-changing manoeuvre is signalled.



360-DEGREE CAMERA (4h/hs)



UNINTENDED ACCELERATION MITIGATION SYSTEM (UMS) (4hs)

Front and rear parking sensors detect obstacles and automatically control the motor output when the accelerator is pressed.



ENGINEERED FOR A BETTER LIFE

As the epitome of intelligent motion, life with the Outlander PHEV is cost-effective, comfortable and very convenient. The batteries will recharge fully in less than four hours from a 240V/16A charge point supply and the vehicle is supplied with a cable which allows you to charge it from a dedicated 13 Amp socket in around five hours.

Of course, there are now thousands of public charging points throughout the UK, as well as an increasing number of public rapid chargers which will deliver an 80% charge in just 25 minutes. You can set timers or use your smartphone to remotely control the charging, to make the most of cheaper tariffs for example, and the same technology allows you to pre-heat or cool the cabin before your journey, even whilst the vehicle is on charge – how clever is that?

The Outlander PHEV is the world's greenest off-roader. It will broaden your horizons and enable you to look after yourself and your pocket without compromise. And it will help you to do a little for the planet too.





A SMART WAY TO OPERATE

A free app for your Smartphone – Android™ or iPhone – enables the remote operation of many functions in the Outlander PHEV. You can monitor and activate battery charging and change the timer settings, check the alarm, operate the parking lights and headlights, even control the temperature by choosing to defrost, heat or cool the cabin, all without leaving your armchair.



EASY PLUG-IN CHARGING AT HOME



CONVENIENT CHARGING CABLE STORAGE





A DIFFERENT HERO TO AID YOU

When you buy an Outlander PHEV, you get a safe and reliable vehicle that is a real pleasure to drive. Of course it is new technology, but the technology is tried and tested: already there are more than 100,000 Outlander PHEVs on European roads alone. Nevertheless, as with anything a little different, it's good to know you are protected should you ever encounter a problem – it's why we have **me&my**.

The PHEV comes with a comprehensive **5-year/62,500-mile warranty**, whilst the *traction battery has 8 years/ 100,000 miles (first 24 months unlimited, thereafter 36/*72 months or 62,500/*100,000 miles from date of first registration, whichever occurs first), 12-years anti-corrosion perforation warranty.

With the **Mitsubishi Assistance Package (MAP)** we go the extra mile. For the first three years following registration our assistance programme is there to help should you breakdown at the roadside or at home. It provides vehicle recovery following a breakdown or accident and help if your vehicle is stolen or vandalised and, if you should accidentally fill up with the wrong fuel, don't worry – we'll be there for you then too. What's more, you're covered 24/7 in over 30 countries throughout Europe. So whether you're on the daily school run or cruising through the Alps on your holidays, it's comforting to know that if the unexpected does happen, help is always at hand.

"If you want an SUV with tax-busting emissions ratings and the potential for tiny fuel bills, then nothing comes close on price." Auto Express



me & my MITSUBISHI

And should you be unlucky enough to have an accident we have **Mitsubishi First** – our customer support service for all Mitsubishi drivers following an accident. No matter which insurer you use, Mitsubishi First smooths your progress through an insurance claim, handling everything on your behalf – no hassle, no claim forms, no running about, and absolutely no cost to you.

And once you're part of the family... it's service with a smile.

A **Mitsubishi Service Plan**, purchased at the same time as your PHEV, covers the first three scheduled services for a modest sum. It can be included in your vehicle's finance and transferred to a new owner if you sell.

Mitsubishi Motors also offer superior insurance cover at a competitive price which is specifically designed for Mitsubishi vehicles and uses only genuine parts and approved repair centres.

All quotations from owners are excerpts from genuine owner reviews posted on reputable websites.

BUY YOUR NEW MITSUBISHI ONLINE



FIND YOUR PERFECT NEW MITSUBISHI FROM THE COMFORT OF YOUR OWN HOME

We've taken the inconvenience out of buying a new car. Our new online system will help you find your perfect Mitsubishi. No haggling. No surprises. You don't even need to leave the house.

HOW BUYING ONLINE WORKS

1. SET YOUR BUDGET

Decide how much you want to pay and choose finance to suit you

2. PART EXCHANGE

Get a valuation for your existing car

3. SELECT YOUR MODEL

Choose from a range of Mitsubishi models

4. ADD OPTIONS AND EXTRAS

Choose colours, interior, accessories and extras

5. CHECKOUT

Complete your purchase online

6. COLLECTION / DELIVERY

Collect your new car or have it delivered to your home or workplace

WITH MITSUBISHI BUY ONLINE, YOU'RE IN COMPLETE CONTROL



BOOK A TEST DRIVE TO SUIT YOU

It's up to you if and when you take a test drive. Mitsubishi Buy Online lets you book a test drive at any step along the way. Pick a time to suit you at any of our dealerships across the country.



COMPLETE FLEXIBILITY

You can save your chosen model, part exchange valuation and finance preferences at any point along your Buy Online journey. Your Mitsubishi will be saved in your customer account, ready to pick up where you left off.



COMPARE AND CONTRAST DEALS AND MODELS

You can adjust your finance preferences, compare deals and find out more about your chosen options.

For full details visit buy.mitsubishi-cars.co.uk. Terms and conditions apply



VEHICLE FINANCE

A QUICK GUIDE TO MITSUBISHI FINANCE

Drive away in your new or used vehicle with a finance arrangement that is right for you. You might not even need an upfront payment, and payments are fixed for the duration of the agreement so you can budget more easily. Our range of finance choices means you can find the right one to suit you.

Please note that some of the finance options shown below may not be available for Mitsubishi Buy Online.

HIRE PURCHASE



- Flexible deposit options – 0% deposit may be available subject to status
- Balance (plus fixed interest) pay over the chosen period 1-5 years in equal monthly payments
- After all the payments have been made, you own the vehicle

PERSONAL CONTRACT PURCHASE (PCP)



- Flexible deposit options – 0% deposit may be available subject to status
- Balance (plus fixed interest) pay over the chosen period 2-3.5 years in equal monthly payments. A significant proportion of the total amount payable has been deferred into the optional final lump sum payment.
- At the end of your chosen period you have 3 options:
 - 1 Renew – part exchange it for a new model*
 - 2 Retain – pay the final lump sum to own the vehicle
 - 3 Return – return the vehicle to Shogun Financial Services (under the goods return option)**

LEASE PURCHASE



- Flexible deposit options – 0% deposit may be available subject to status
- Balance (plus fixed interest) pay over the chosen period 2-4 years in equal monthly payments
- At the end of your chosen period you have 2 options:
 - 1 Part exchange for a newer model*
 - 2 Own the vehicle by paying the final lump sum payment*

CONTRACT HIRE FOR BUSINESS CUSTOMERS



- Flexible advanced rental
- Fixed regular rentals over 2-5 years
- At the end of the contract return the vehicle***

PERSONAL CONTRACT HIRE



- Flexible advanced rental
- Fixed regular rentals over 2-5 years
- At the end of the contract return the vehicle***

* Subject to settlement of your existing finance agreement, new finance agreements are subject to status.

** If the vehicle is in good condition and has not exceeded the agreed maximum mileage, you will have nothing further to pay. If the vehicle has exceeded the agreed maximum mileage, a charge for excess mileage will apply. Further information on what is considered good condition can be found at www.mitsubishi-cars.co.uk/goodconditionguide

*** No ownership option. The vehicle must be returned to us in a condition that meets the BVRLA Fair wear and tear' guidelines, otherwise charges may be incurred. Fair wear and tear guidelines can be found on the BVRLA website at www.bvrla.co.uk. Excess mileage charges will apply if you exceed the agreed contract mileage.

For full details visit www.mitsubishi-cars.co.uk/finance. Terms and conditions apply

Finance is subject to status and is only available to UK residents aged 18 and over. Credit products are provided by Shogun Finance Limited, trading as Shogun Financial Services, 116 Cockfosters Rd, Barnet, EN4 0DY. Contract Hire is provided by Shogun Vehicle Leasing (a trading style of Lex Autolease Ltd, SK3 0RB).

ACCESSORISE YOUR OUTLANDER PHEV

Put your Outlander PHEV through its paces yet keep it in showroom-perfect condition with the special Protection Pack, comprising of door entry guards, rear bumper protection plate, mud guards, mat set* and boot tray all shown below. These are just a few of the items available in the wide range of approved accessories which will make the Outlander PHEV fit your lifestyle perfectly; they all benefit from a 3-year 62,500-mile warranty if fitted at the time of purchase. So before you place your order, consider carefully: talk to your dealer or visit the Outlander accessories website at www.mitsubishi-cars.co.uk/accessories and make sure you make the most of your choice.



1. Mat set (Elegance)
2. Rear bumper protection plate
3. Boot tray
4. Front and rear door entry guards
5. Front mudguards
6. Rear mudguards

*Protection Pack mat set differs from that shown.



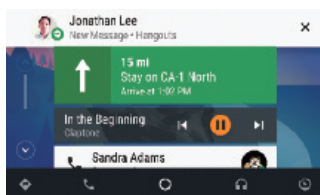
- 7. Front parking sensors (standard on 4hs)
- 8. Rear parking sensors (standard on 4hs)
- 9. Chrome door handles
- 10. Chrome mirror covers
- 11. Rear dog guard
- 12. Tailgate garnish
- 13. Cargo floor net



SMARTPHONE LINK DISPLAY AUDIO

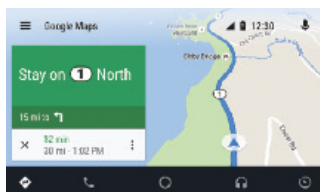
androidauto

For more information:
www.android.com/auto/



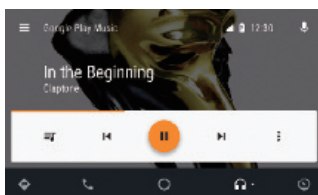
HOME SCREEN

Android Auto automatically brings you useful information, and organises it into simple cards that appear when they're needed.



MAPS

Let Google Maps™ guide you to your destination with live traffic data. If you can't get online, you can save an area from Google Maps to your phone in advance and use it when you're offline.



MUSIC

With on-demand access to 35 million songs, Google Play™ Music allows you to stream endless music on the road.



APPS

Android Auto makes it easy to access your favourite apps and content in your car. Check out more Apps for Android Auto at <https://g.co/androidauto>




To talk to Google, hold the voice recognition button on the steering wheel. You can say:

- Navigate to Heathrow Airport.
- US dollar rate.
- Play my "Driving at night" playlist.
- and more.

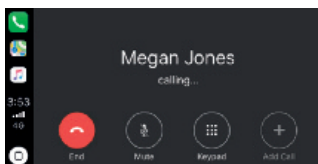


For more information:
www.apple.com/ios/carplay



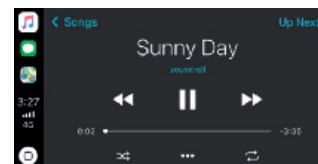
HOME SCREEN

CarPlay features Siri voice control to operate the navigation/maps, hands-free phone, and SMS while driving on or off-road.



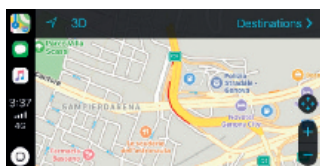
PHONE

Siri will guide you if you want to make calls, return missed calls, and listen to voicemail while driving to your destination safely.



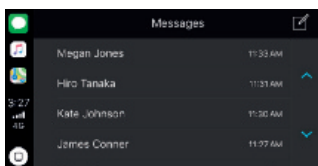
MUSIC

Play your favourite artists, songs or playlists from your iPhone by using Siri. You can also enjoy hit tunes from Apps like Apple Music and Spotify.



MAPS

Apple Maps gives you turn-by-turn directions and traffic conditions. Maps can also use the addresses from your email, text messages, contacts, and calendar events to help you get to where you are going next.



MESSAGES

No more texting or reading while driving because Siri can send, read, and reply to your text messages for you. Simply tell Siri what to do.



You can ask Siri by holding the voice recognition button on the steering wheel. You can say:

- Play "Sunny Day".
- How's the weather tomorrow?
- Where's a good restaurant?
- and more.



NOTES

- Android, Android Auto, Google Play and other marks are trademarks of Google Inc.
- iPhone, iPod, Siri and Apple CarPlay are trademarks of Apple Inc., registered in the U.S. and other countries.
- In order to activate Android Auto or CarPlay, the smartphone's operating system (OS) must be Android 5.0 (Lollipop) or higher / iOS 8 or higher.

- Android Auto and CarPlay may not work as expected if the mobile signal/data reception is poor or unavailable.
- Not all smartphone Apps are compatible with Android Auto or CarPlay.
- Some features or apps may not be available for all countries or all areas.



SMARTPHONE LINK DISPLAY AUDIO (SDA)

Enjoy the functionality, intuitive control and convenience of your smartphone in the Outlander PHEV. Just connect your device to the USB port and control your favourite apps on the 7-inch display touch-screen. SDA also offers hands-free phone and music functions via Bluetooth®, plays content from devices such as digital audio players and provides AM/FM and DAB radio features.

PHEV JURO

2.4 4WD AUTOMATIC



KEY FEATURES

- 5 seats
- 18" alloy wheels
- Large rear spoiler
- ABS with EBD
- Acoustic Vehicle Alerting System (AVAS)
- Active Stability and Traction Control
- Hill Start Assist
- Electronic parking brake
- Brake auto hold
- EV priority mode switch
- Sport mode switch
- Steering column-mounted regenerative braking paddles
- Privacy glass
- Automatic lights on/off and rain sensor
- Headlamp washers
- LED daytime running lights
- Front fog lamps
- Reversing camera
- Electric folding heated door mirrors with side indicators
- Front and rear electric windows
- Dual-zone climate control
- Electric heater
- Heated windscreen
- Cruise control
- Adjustable speed limiter
- Remote central locking and alarm system
- Keyless operation with PHEV system start/stop button
- Remote charge/heating control via smartphone app
- Leather steering wheel
- C-Tec seat trim with heated front seats
- Smartphone Link Display Audio (SDA) and 6 speakers
- Bluetooth® hands-free telephone connection
- Front/side/curtain/driver's knee SRS airbags
- Rapid charge connection
- Front and rear USB connection
- Steering wheel tilt and telescopic adjustments
- Auto-dimming rear view mirror

OPTION: Black leather-faced seats.

PHEV 4h

2.4 4WD AUTOMATIC



KEY FEATURES

SPECIFICATION AS JURO PLUS:

- Blind Spot Warning and Rear Cross Traffic Alert
- LED headlamps with auto-levelling
- LED front fog lamps
- Power tailgate
- 360-degree camera
- Black leather seats with powered driver's seat
- Steering wheel heater



PHEV 4hs

2.4 4WD AUTOMATIC



KEY FEATURES

SPECIFICATION AS 4h PLUS:

- Forward Collision Mitigation system with pedestrian detection
- Lane Departure Warning
- Adaptive Cruise Control
- Unintended Acceleration Mitigation System
- Front and rear parking sensors
- Headlamp auto high beam



PHEV 5h

2.4 4WD AUTOMATIC



KEY FEATURES

SPECIFICATION AS 4h PLUS:

- Premium Nappa leather seat trim (Claret Red, Porcelain Cream or Gunmetal Grey) including front/rear door and centre armrests
- Premium 5-piece floor mat set colour-coded to leather
- Premium Alpine audio system
- Heated rear seats
- LED exterior and interior lighting
- Blue LED door courtesy lamps and front/rear footwell mood lighting



PHEV 5hs

2.4 4WD AUTOMATIC



KEY FEATURES

SPECIFICATION AS 5h PLUS:

- Forward Collision Mitigation system with pedestrian detection
- Lane Departure Warning
- Adaptive Cruise Control
- Unintended Acceleration Mitigation System
- Front and rear parking sensors
- Headlamp auto high beam



COLOUR OPTIONS AND SEAT TRIMS



STERLING SILVER (M)



GRANITE BROWN (M)



ORIENT RED (M)



ATLANTIC GREY (M)



WHITE PEARL (P)



FROST WHITE (S)



RUBY BLACK (P)





AMETHYST BLACK (P)

EXTERIOR COLOUR		PHEV Juro		PHEV 4h/4hs	PHEV 5h/5hs
Sterling Silver (M)	U25	■		■	■
Granite Brown (M)	C06	■		■	■
Orient Red (M)	P26	■		■	■
Atlantic Grey (M)	U17	■		■	■
White Pearl (P)	W13	■		■	■
Frost White (S)	W37	■		■	■
Ruby Black (P)	X40	■		■	■
Amethyst Black (P)	X42	■		■	■
Seats		C-Tec Leather/ Suede-look (Black)	Leather (Option – Black)	Leather (Black)	Premium Nappa Leather (Red, Cream or Dark Grey)
Door trim		Front & Rear Inserts C-Tec Leather-look (Black)	Front & Rear Inserts C-Tec Leather-look (Black)	Front & Rear Inserts Leather (Black)	Front & Rear Inserts Nappa Leather (Red, Cream or Dark Grey)
Headlining		Knitted Fabric including A-pillars (Beige)			Knitted Fabric including A-pillars (Black)
Floor carpet		Needle Punch (Black)			Needle Punch (Black)

■: Available M: Metallic* P: Pearlescent* S: Solid *Metallic and Pearlescent paint finish available at additional cost.
Colours and trims reproduced on these pages may vary from the actual colours due to the limitations of the printing process used.

PREMIUM LEATHER TRIMS (5H/HS)

- 1 Claret Red
- 2 Porcelain Cream
- 3 Gunmetal Grey



C-TEC (BLACK)



LEATHER (BLACK)



LEATHER (BLACK)
OPTION ON JURO

TECHNICAL SPECIFICATIONS			
Outlander PHEV Juro, 4h/hs, 5h/hs			
ENGINE			
Engine type		2.4-litre in-line 4-cylinder 16-valve DOHC MIVEC Atkinson cycle petrol engine	
Fuel system		Electronically controlled multi-point injection	
Fuel type		Unleaded	
Displacement	cc	2360	
Bore x stroke	mm	88.0 x 97.0	
Compression ratio		12.0	
Maximum output	kw (PS) at rpm	99 (135) / 4500 rpm	
Maximum torque	Nm (lb.ft) at rpm	211 (156) / 4500 rpm	
MOTORS/BATTERY			
Front motor	rated output	kW (PS)	25 (35)
	maximum output	kW (PS)	60 (82)
	maximum torque	Nm (lb.ft)	137 (101)
Rear motor	rated output	kW (PS)	30 (41)
	maximum output	kW (PS)	70 (95)
	maximum torque	Nm (lb.ft)	195 (144)
Battery (main traction)		type volts	Lithium-ion 300
Capacity	kWh		13.8
Charging time ¹ (approx)	13 Amp supply		5 hours
	16 Amp supply		3.5 hours
	rapid charge to 80%		25 minutes
PERFORMANCE			
Maximum speed	Electric (EV) mode	mph (kph)	83 (135)
	Hybrid (HV) mode	mph (kph)	106 (170)
Acceleration	0-62 mph	secs	10.5
OFFICIAL FUEL CONSUMPTION/EMISSIONS ²			
Electric energy consumption (weighted combined)		miles/kWh (km/kWh)	3.68 (5.92)
Electric driving range (weighted)	highway driving	miles (km)/charge	28 (45)
	city driving	miles (km)/charge	35 (57)
Fuel consumption (weighted combined) ³	mpg (lts/100km)		139.7 (2.0)
CO ₂ emissions (weighted) ³	g/km		40
Emissions compliance		Euro 6d-temp	
SUSPENSION/STEERING			
Front axle		MacPherson strut, coil springs, telescopic shock absorbers, stabiliser bar	
Rear axle		Trailing arm multi-link, coil springs, telescopic shock absorbers, stabiliser bar	
Brakes		Anti-lock Braking System with Electronic Brakeforce Distribution (ABS + EBD), Brake Assist (BA), Hill Start Assist (HSA) and Emergency Stop signal System (ESS)	
	Front / Rear	320mm (12.6") ventilated disc (2-pot) / 302mm (11.9") disc	
Steering		Rack and pinion, electronic power-assisted	
Minimum turning circle		m (ft)	10.6 (34.8)
Wheels / Tyres		18 x 70J alloy / 225/55R18 98H	
DRIVELINE/TRANSMISSION			
Type		Front tranverse petrol engine with front and rear electric motors	
Driveline		Super All Wheel Control (S-AWC) incorporating Twin Motor 4WD, Active Stability and Traction Control (ASTC), Active Yaw Control (AYC) and Anti-lock Braking System (ABS)	
DIMENSIONS			
Exterior l x w x h		mm	4695 x 1800 x 1710
Exterior width over extended door mirrors		mm	2120
Ground clearance (unladen)		mm	190
Track	Front / Rear	mm	1540 / 1540
Wheelbase		mm	2670
Approach angle Departure angle Ramp breakover		degrees	21.0 22.5 19.0
WEIGHTS/VOLUMES			
Seating capacity		5	
Fuel tank capacity		lts (imp.galls)	45 (9.9)
Cargo capacity minimum	(to window level)	lts VDA (cu.ft.)	463 (16.3)
	(to roof)	lts VDA (cu.ft.)	731 (25.8)
Cargo capacity maximum	(to window level)	lts VDA (cu.ft.)	886 (31.2)
	(to roof)	lts VDA (cu.ft.)	1602 (56.5)
Gross vehicle weight		kg	2390
Kerb weight		kg	1880
Towing capacity	Braked / Unbraked	kg	1500 / 750
Trailer nose weight		kg	75
Roof loading capacity		kg	80
SERVICING/WARRANTY			
Service intervals		Every 12,500 miles or 12 months, whichever occurs first	
Warranty		5 year/62,500 mile vehicle warranty except the *traction battery which has 8 years/100,000 miles (first 24 months unlimited mileage, thereafter 36/*72 months or 62,500/*100,000 miles from date of registration, whichever occurs first). 12 years anti-corrosion perforation warranty. 3 years Pan-European roadside, home and accident assistance	

¹ Charging time may vary depending on the condition of the battery, ambient temperature and Rapid Charger specification.

² These figures were obtained using a combination of battery power and petrol. The Outlander PHEV is a plug-in hybrid vehicle requiring mains electricity for charging. Figures shown are for comparability purposes only. Only compare fuel consumption, CO₂ and electric range figures with other cars tested to the same technical procedures. These figures may not reflect real life driving results, which will depend on a number of factors including accessories fitted (post-registration), variations in weather, driving styles and vehicle load.

³ There is a new test used for fuel consumption and CO₂ figures. The CO₂ figure shown however is based on the outgoing test cycle and will be used to calculate vehicle tax on first registration.

STANDARD AND OPTIONAL EQUIPMENT

SECURITY AND SAFETY FEATURES	PHEV Juro	PHEV 4h	PHEV 4hs	PHEV 5h	PHEV 5hs
SECURITY					
Alarm system	■	■	■	■	■
Central door locking including tailgate, remote	■	■	■	■	■
Door deadlocks	■	■	■	■	■
Immobiliser, engine	■	■	■	■	■
Keyless operation system	■	■	■	■	■
Locking wheel nuts	■	■	■	■	■
Luggage cover, retractable	■	■	■	■	■
Visible VIN	■	■	■	■	■

SAFETY					
360-degree camera with steering wheel switch	-	■	■	■	■
Anti-lock Braking System with Electronic Brakeforce Distribution (ABS with EBD)	■	■	■	■	■
Acoustic Vehicle Alerting System (AVAS)	■	■	■	■	■
Active Stability & Traction Control	■	■	■	■	■
Airbag SRS x 7 - front/side/curtain/driver's knee protection	■	■	■	■	■
Blind Spot Warning and Rear Cross Traffic Alert	-	■	■	■	■
Brake Assist (BA)	■	■	■	■	■
Brake override system	■	■	■	■	■
Child proof rear door locks	■	■	■	■	■
Daytime running lights, LED	■	■	■	■	■
Emergency Stop signal System (ESS)	■	■	■	■	■
Forward Collision Mitigation system (FCM) with Pedestrian Detection	-	-	■	-	■
High regenerative braking stop lamp activation	■	■	■	■	■
Hill Start Assist (HSA)	■	■	■	■	■
ISO-Fix child seat mounting and tether anchor, front passenger's seat	■	■	■	■	■
ISO-Fix child seat mountings x 2 and tether anchor x 2, rear	■	■	■	■	■
Lane Departure Warning (LDW)	-	-	■	-	■
Parking sensors, front and rear	-	-	■	-	■
Rear view mirror, auto-dimming	■	■	■	■	■
Reversing camera	■	■	■	■	■
Seatbelts, ELR with pretensioners and force limiters, front	■	■	■	■	■
Seatbelts, ELR 3-point x 3, rear	■	■	■	■	■
Speed limiter, adjustable	■	■	■	■	■
Tyre pressure monitoring system	■	■	■	■	■
Unintended acceleration Mitigation System (UMS)	-	-	■	-	■

EXTERIOR FEATURES

STYLING					
18" alloy wheels	■	■	■	■	■
Beltline mouldings, chrome	■	■	■	■	■
Bumpers, door mirrors and outer door handles, colour keyed	■	■	■	■	■
Door mirrors with side indicator lamps	■	■	■	■	■
Metallic or pearlescent paint finish	□	□	□	□	□
Privacy glass, rear door/rear quarter/tailgate windows	■	■	■	■	■
Roof rails, silver	■	■	■	■	■
Roof spoiler, large, colour-keyed	■	■	■	■	■
Side sill garnish with chrome inlay	■	■	■	■	■

FUNCTIONAL					
Automatic lights on/off	■	■	■	■	■
Door mirrors, electric heated with folding function	■	■	■	■	■
Fog lamps, front, halogen type	■	-	-	-	-
Fog lamps, front, LED type	-	■	■	■	■
Headlamps, automatic high beam	-	-	-	-	■
Headlamps, halogen type with levelling adjustment	■	-	-	-	-
Headlamps, LED type with auto-levelling	-	■	■	■	■
Headlamp washers	■	■	■	■	■
LED exterior lighting (rear number plate and charging port lamps)	-	-	-	■	■
Rapid charge connection	■	■	■	■	■
Remote charge/heating control via smartphone app	■	■	■	■	■
Tailgate, power open/close	-	■	■	■	■
Tyre inflation kit	■	■	■	■	■
Wipers, front with rain sensor	■	■	■	■	■
Wipers, front, variable intermittent with washer	■	■	■	■	■
Wiper, rear, intermittent with washer	■	■	■	■	■
Window demister with timer, rear	■	■	■	■	■

INTERIOR FEATURES

AUDIO/COMMUNICATIONS					
Aerial, rear roof, 'shark fin' type	■	■	■	■	■
Bluetooth® hands-free telephone connection with music streaming	■	■	■	■	■
DAB radio	■	■	■	■	■
Premium Alpine audio system	-	-	-	■	■

■ : Standard □ : Option at additional cost - : Not available

STANDARD AND OPTIONAL EQUIPMENT

INTERIOR FEATURES	PHEV Juro	PHEV 4h	PHEV 4hs	PHEV 5h	PHEV 5hs
AUDIO/COMMUNICATIONS					
Smartphone Link Display Audio and 6 speakers	■	■	■	■	■
USB connections, front and rear	■	■	■	■	■
STYLING					
Dashboard, front door and floor console trim panels, piano black	■	-	-	-	-
Dashboard, front door and floor console trim panels, 'Silver Carbon' design	-	■	■	■	■
Door trim inserts, C-Tec leather-look	■	-	-	-	-
Door trim inserts, leather	-	■	■	-	-
Door trim inserts and front centre armrest, Nappa leather - Red, Cream or Grey	-	-	-	■	■
Door inner handles, chrome	■	■	■	■	■
Instrument panel, gloss black with silver outline trim	■	■	■	■	■
Premium floor mat set, colour-coded to leather (front/rear/cargo area)	-	-	-	■	■
Seat trim, C-Tec leather/suede-look, black	■	-	-	-	-
Seat trim, leather, black	□	■	■	-	-
Seat trim, premium Nappa leather - Claret Red, Porcelain Cream or Gunmetal Grey	-	-	-	■	■
Steering wheel, leather-wrapped, black	■	■	■	■	■
Transmission selector lever, joystick type	■	■	■	■	■
CONVENIENCE					
Air conditioning, dual-zone climate control with air filter	■	■	■	■	■
Cargo tie-down hook x 4	■	■	■	■	■
Cruise control	■	■	-	■	-
Cruise control, adaptive (ACC)	-	-	■	-	■
Cup holders x 4 (front with lid/rear in centre armrest)	■	■	■	■	■
Door pockets, front and rear with bottle holders	■	■	■	■	■
Electric heater	■	■	■	■	■
Floor console box with centre armrest	■	■	■	■	■
Footrest, driver's	■	■	■	■	■
Front seat backrest pocket, driver's side	-	■	■	■	■
Front seat backrest pocket, passenger's side	■	■	■	■	■
Glove box, illuminated with internal shelf	■	■	■	■	■
Retractable assist grip x 4	■	■	■	■	■
Steering wheel heater	-	■	■	■	■
Steering wheel mounted controls - remote audio/Bluetooth®/cruise/speed limiter	■	■	■	■	■
Sunglasses pocket	■	■	■	■	■
Sunvisors, driver's & passenger's with illuminated vanity mirrors and ticket holders	■	■	■	■	■
FUNCTIONAL					
4WD switch, floor console (NORMAL/SNOW/LOCK modes)	■	■	■	■	■
Accessory socket x 3 (front/floor console rear/cargo area)	■	■	■	■	■
Charging cable, 5 metres with rear underfloor storage compartment	■	■	■	■	■
Eco mode switch	■	■	■	■	■
Electric windows, front and rear, with driver's one-touch open/close and anti-trapping mechanisms	■	■	■	■	■
Electronic parking brake and brake auto hold	■	■	■	■	■
Energy flow indicator	■	■	■	■	■
EV priority mode switch	■	■	■	■	■
Heated windscreen	■	■	■	■	■
Multi-information LCD display - multi-colour	■	■	■	■	■
PHEV system start/stop button	■	■	■	■	■
Regenerative braking level selector (paddle type)	■	■	■	■	■
SPORT mode switch	■	■	■	■	■
Steering wheel, tilt (40mm) & telescopic (40mm) adjustments	■	■	■	■	■
LIGHTING					
Front footwell illumination	■	■	■	■	■
Interior lamp x 3 - front (with map lamps)/rear/cargo area	■	■	■	■	■
LED interior lighting (including blue door courtesy lamps and front/rear footwell mood lighting)	-	-	-	■	■
SEATS					
Armrest, front centre	■	■	■	■	■
Armrest, rear centre - folding with built-in cup holders	■	■	■	■	■
Head restraints, front - height adjustable x 2	■	■	■	■	■
Head restraints, rear - height adjustable x 3	■	■	■	■	■
Seats, front - driver's height adjuster	■	■	■	■	■
Seats, front - heated	■	■	■	■	■
Seats, front - driver's 8-way powered	-	■	■	■	■
Seats, front - seatbelt height adjustment	■	■	■	■	■
Seats, front - sliding/reclining/fully flat folding	■	■	■	■	■
Seats, rear - 60/40 split-folding/reclining	■	■	■	■	■
Seats, rear - heated	-	-	-	■	■

■ : Standard □ : Option at additional cost - : Not available

MITSUBISHI MOTORS RECYCLING

We all have a duty to protect the environment. After a long working life we will take back any Mitsubishi Motors vehicle originally sold by The Colt Car Company Ltd. and recycle it in an environmentally friendly manner in accordance with the EU Directive on End-of-Life Vehicles and any applicable national statutory provisions.

All Mitsubishi Motors vehicles sold by The Colt Car Company Ltd., irrespective of date of sale, will be taken back free of charge from the last owner, at one of the designated take-back points, provided the vehicle contains all major components and is free of waste.

For further information please visit www.cartakeback.com, email info@cartakeback.com or call the Cartakeback info-line on 0845 257 32 33.

Mitsubishi Motors policy is one of continuous product development and the right is reserved to change specification, features and prices without prior notice. The specification of vehicles illustrated in this publication may not be applicable to the UK market. Although every effort has been made to ensure that the written information was accurate, up-to-date and consistent with UK specification at the time of going to press, this brochure should not be regarded as infallible and, as such, does not constitute an offer for the sale of any particular vehicle. No part of this publication may be reproduced in any form or by any means, without the prior written permission of The Colt Car Company Limited.

Head Office: The Colt Car Company Limited, Watermoor, Cirencester, Glos. GL7 1LF
Website: www.mitsubishi-cars.co.uk



MitsubishiUK



MitsubishiUK



MitsubishiTV

This brochure has been produced by an ISO14001 environmentally accredited printer where all processes are managed and materials recycled. The paper used to produce this brochure is from sustainable forests, chlorine free and from an ISO14001 accredited mill. This brochure is fully recyclable.