



**RENAULT**  
Passion for life

# All-New Renault CAPTUR



August 2020

**5** YEAR  
WARRANTY  
100,000 MILES



## Exterior transformation

More athletic and dynamic than ever, All-New CAPTUR boasts a strong SUV identity. The high ground clearance, the iconic two-tone body and the C-shaped LED signature lighting\* give it an unmistakable presence on the road.

\* Standard on S Edition and above











## Interior revolution

Inside the cabin All-New CAPTUR feels like a car from a class above. It has entered a new dimension of quality and comfort with high-grade materials, improved comfort and greater interior space. The Smart Cockpit angled towards the driver offers a unique driving position and the flying console coupled with the e-shifter\* brings a futuristic touch to the cabin.

\* Flying console with E-Shifter standard on E-TECH Launch Edition, optional on S Edition and BOSE Launch Edition as part of Comfort Pack



Flying console with e-shifter









## Make it your own

When it comes to customisation, All-New CAPTUR is the benchmark. From roof and door mirrors colours to skid pads, All-NEW CAPTUR lets you decide. Inside, you can also chose the colour of the dashboard, the upholstery, the decorative panels and the door armrest.









## Technology made simple

With the new EASY LINK multimedia system, accessing connected services has never been so simple. It's compatible with Android Auto™ and Apple CarPlay™, so you can easily connect your smartphone and get your favourites apps on the 7"\* or 9.3"\* touchscreen. All-New CAPTUR comes with 3-year free 4G connectivity allowing automatic maps updates and access to real-time traffic or fuel prices. With the Google Search function you don't need to know the exact address of your destination, simply type the name of the place and the navigation system will find it for you.


Android Auto™ is a trademark of Google Inc.

Apple CarPlay™ is a trademark of Apple Inc.

\* 7" touchscreen on Play (no navigation), Iconic and Bose Launch Edition (with navigation)

\*\* 9.3" touchscreen on S Edition and E-TECH Launch Edition






## Always connected with MY Renault

Accessible on your smartphone through the MY Renault App or on a web portal, MY Renault allows you to interact with your vehicle remotely via a range of connected services designed to make your life easier. It will allow you to plan your journeys, locate your vehicle or monitor servicing requirements and schedule an appointment to your chosen Renault dealership.









Model shown with optional 10" TFT Driver Information Display coming mid-year 2020.



## Discover MULTI-SENSE

All-New CAPTUR offers a driving experience adaptable to your mood. The MULTI-SENSE\* system allows you to choose between 3 driving modes and 8 different colours for the ambient lighting.

\* Standard on S EDITION and above







## Make no compromise

Enjoy a large interior space designed to give you maximum comfort. Make the most of one of the largest boot volume in the category (up to 536L). The ingenious sliding rear bench can slide 16cm forwards or backwards, creating either more space for passengers or a larger boot. Need to transport long or bulky items? Make room in the back thanks to the folding bench seat to benefit from a huge 1,275 l of space.





## All-New CAPTUR E-TECH Plug-in Hybrid: electric on demand

All-New CAPTUR E-TECH Plug-in Hybrid is the most efficient, yet most dynamic CAPTUR to date. Combining an efficient 1.6L petrol engine with a 9.8 kWh battery and two electric motors, it delivers 160 hp and allows day-to-day full electric driving; ideal for zero emission commuting. On the occasional long journeys, All-New CAPTUR E-TECH Plug-in will run using both the petrol engine and the electric motors offering unprecedented flexibility. This clever combination is the result of Renault's expertise in electric vehicles coupled with Formula 1® technology transferred to road cars.



# E-TECH







## The best of both worlds

All-New CAPTUR E-TECH Plug-in offers all the benefits of CAPTUR and more. Experience a cleaner, more dynamic SUV drive with confident acceleration while lowering your running costs. Charging is also simple: it will take up to 4h15\* at home on mains socket or 3h on a dedicated home wallbox. Alternatively, you can also use one of the thousands of public charge points across the UK.


# E-TECH

\*Estimated charging time on a UK 3-pin domestic socket with 230V and 13A.



# E-TECH Launch Edition

To celebrate our first ever Plug-in Hybrid model we have designed the E-TECH Launch Edition. In addition to the S Edition trim equipments, this limited edition features unique design elements with blue and copper touches inside and out.



# Charging the All-New CAPTUR E-TECH Plug-in

Charging every day is important to make the most of All-New CAPTUR E-TECH Plug-in.



| Charging method           | Usually found at   | Charging time <sup>(1)</sup><br>Empty to full |
|---------------------------|--|---|
| 3-pin plug <sup>(2)</sup> | Home   | 4h15 <sup>(1)</sup>                           |
| 3.7 kW / 7kW              | Home / Work / Public locations<br>(supermarket, street...) | 3h  |
| 22 kW                     | Work / Public locations<br>(supermarket, street...)        | 3h  |

All-New CAPTUR E-TECH Plug-in can charge at a maximum rate of 3.7 kW.

## What are the benefits of each charging method?

| Charging location   | Benefits  |
|---------------------|---|
| At home             | The most convenient way to charge your All-New CAPTUR E-TECH Plug-in is at home overnight so you can enjoy a full battery every morning |
| At work             | Plug in when you're at work so you can leave fully charged at the end of the day and maximise zero emission driving on your way home    |
| At public locations | Public charging gives you the opportunity to top up your battery free of charge at convenient locations like supermarket or car parks   |

## Not sure to find charge points around you?

Use your EASY LINK navigation or MY Renault APP to find local charge points around your route.

## Charging cables

**3-pin socket cable<sup>(2)</sup>:** this cable comes as standard and can be plugged to a domestic 3-pin socket. Length: 6.5m & maximum current: 10A. Charging time: up to 4h15.

**Type 2 (mode 3):** also coming standard, this is the cable you would need to use if you install a dedicated charger at home. Length: 6m. Charging capacity: 3.7 kW. Charging time: 3h.

## Wallbox included

Renault has chosen BP Chargemaster as our preferred Electric Vehicle Charging partner, through which we are able to take advantage of a government grant of up to 75% support. Renault is able to offer our retail customers a FREE <sup>(3)</sup> 7kW Homecharger, fully installed and able to charge All-New CAPTUR from flat-to-full in 3 hours.



## 8 year battery warranty

For added reassurance and peace of mind, the traction battery on All-New CAPTUR E-TECH comes with an 8 year/100,000 mile warranty<sup>(4)</sup>, giving you confidence in our technology and on the road.

(1) Charging time depends on temperature, battery wear, power delivered by the station and battery charge level. (2) Estimated charging time on a UK 3-pin domestic socket with 230V and 13A. (3) Homecharger provided and installed by BP Chargemaster PLC and only available for eligible retail customers. Must meet the qualifying criteria of the Electric Vehicle Homecharge Scheme. Offer based on a standard single phase domestic installation, carried out by 1 person within a maximum of 6 hours – cable run under 20 metres, no civil works or electrical remedial work required, asbestos free site, working at normal height. Additional costs may apply to installations which do not comply with these conditions. For full information, visit <https://www.gov.uk/government/publications/customer-guidance-electric-vehicle-homecharge-scheme>. (4) 8 year/100,000 mile traction battery warranty (whichever is reached first). For full Warranty Terms and Conditions please visit [www.renault.co.uk/warranty](http://www.renault.co.uk/warranty).




# Driving the All-New CAPTUR E-TECH Plug-in

**E-TECH**

**Efficient 1.6L petrol engine**  
coupled with 2 electric motors delivering a total of 160hp

**Plug-in connector**  
to recharge the 9.8 kWh battery

**9.8 kWh traction battery**  
to drive in all electric mode



## It drives easily, just like an automatic

### Starting off

Always in electric mode

All-New CAPTUR E-TECH Plug-in makes no noise when you start it. It uses the main electric motor to start in full electric mode; improving fuel economy, reducing emissions and maximising driving comfort.

### Electric drive

Zero-emission drive

Use it like an electric car for day-to-day trips to reduce the running costs and enjoy the pleasure of electric drive.

### Hybrid drive

The best of both worlds

On the occasional long journeys the electric motors and the petrol engine work together to maximise fuel economy. The vehicle will always choose the optimal mode to maximise efficiency.

### Deceleration / braking

Energy recovery

Just like on a Formula 1® car, the system will capture energy through regenerative braking to help recharge your battery. This boost increases when you select the B Mode on the gear selector.

### Reversing

Always in electric mode

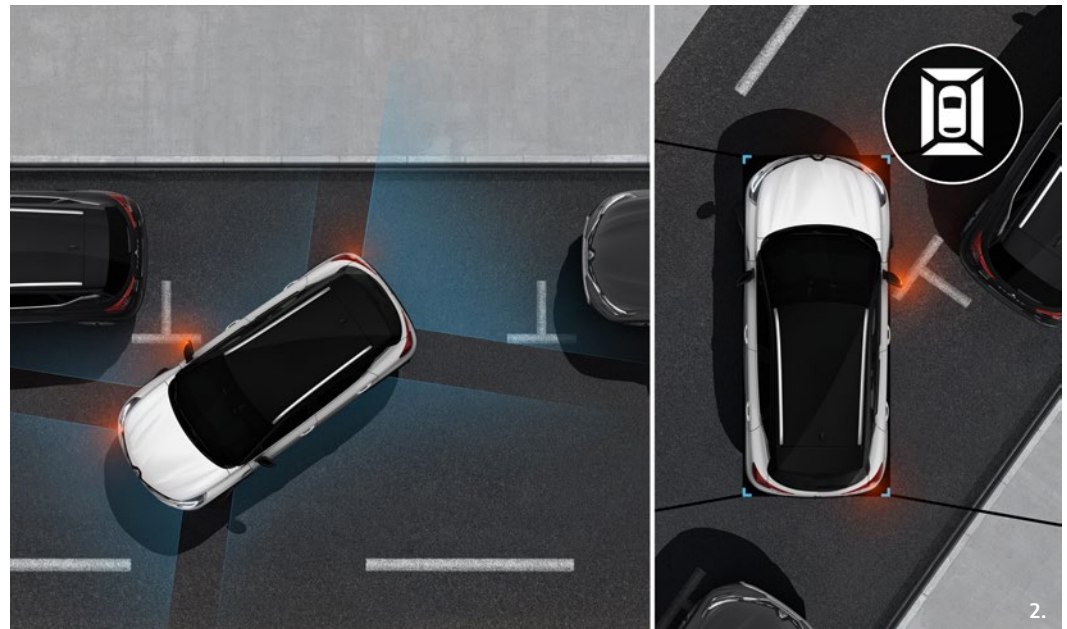

Reversing is always in full electric mode to further improve fuel economy and lower exhaust emissions.

## Cutting edge technology

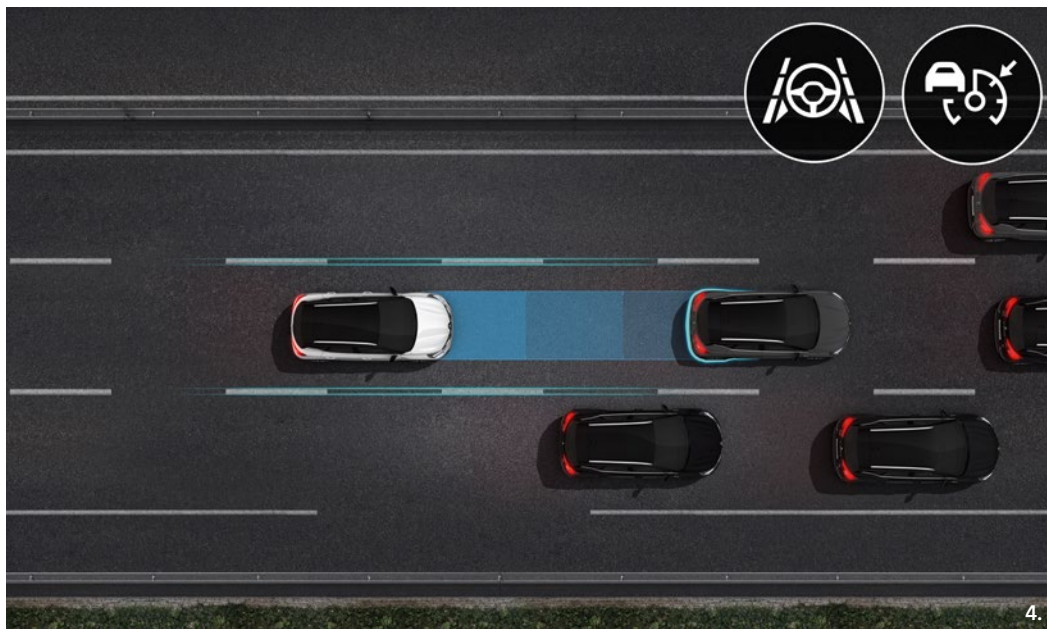

All-New CAPTUR is equipped with the highest level of technology designed to improve safety. It also features technologies from the class above, paving the way to autonomous driving.

**1. Adaptive cruise control with stop & go.** All-New CAPTUR maintains a safe following distance from the vehicle in front. In traffic jams, the vehicle stops and restarts when the traffic lane starts moving again.

**2. 360° camera.** With its panoramic view, the 360° camera helps to guide you into the tightest spots.



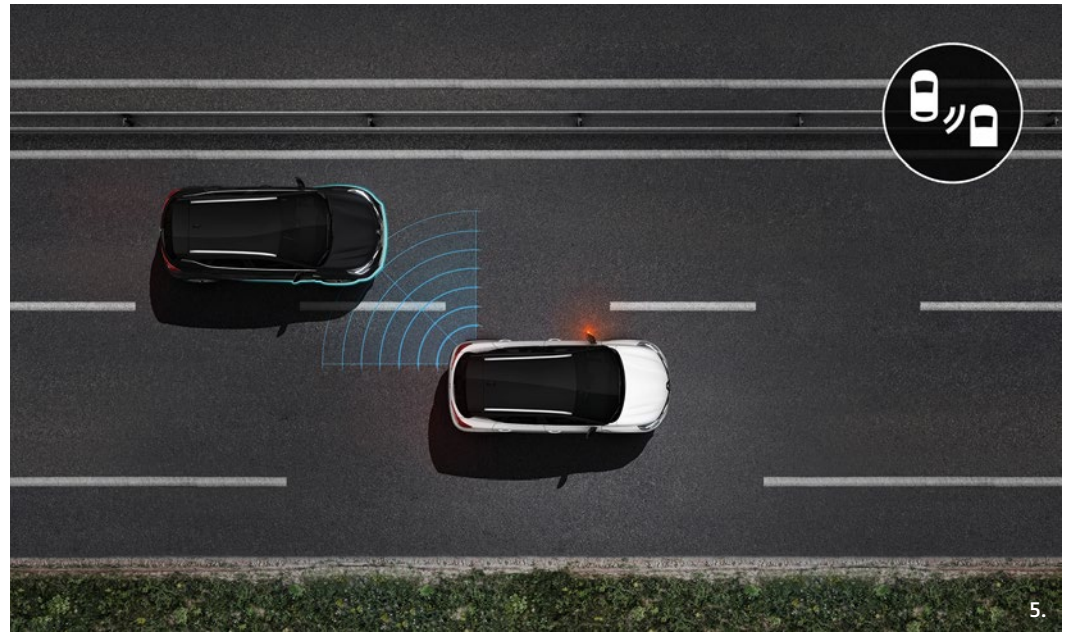




**3. Renault Pure Vision LED headlight.** Standard across the range, the Pure Vision full LED headlights provide greater visibility at night. With automatic high-beam\*, All-New CAPTUR will switch to low beam as you enter a built up area or approach another vehicle.

**4. Traffic and Motorway Assistance.** Active from 0 to 100 mph, the system controls speed and maintains safe following distances from the vehicles in front, while ensuring the car keeps in the centre of the lane. This driving assistant lets you stop and restart automatically within 3 seconds without any driver input.

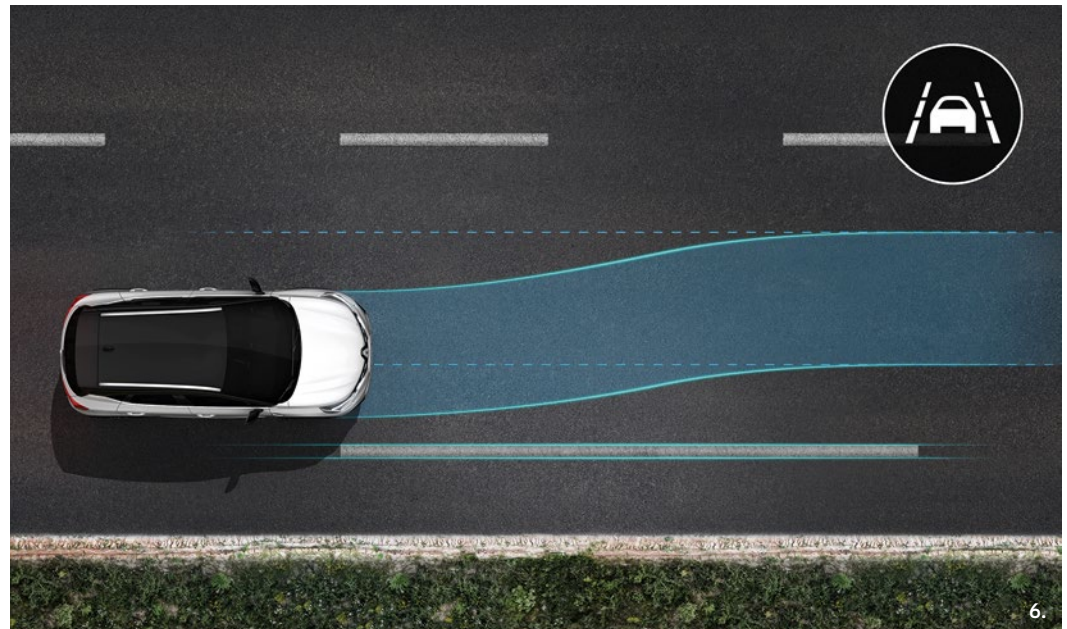
\* S Edition, BOSE Launch Edition and E-TECH Launch Edition




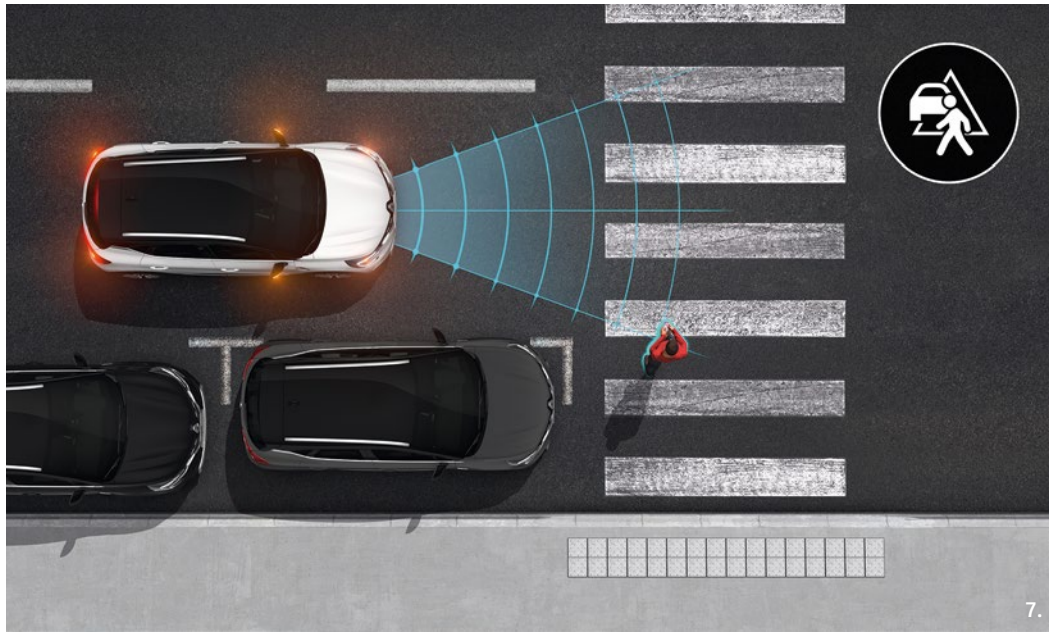
**5. Blind Spot Warning.\*** With the Blind Spot Warning system, an indicator light located on each of your door mirrors will warn you when a vehicle is in your blind spot.

**6. Lane Departure Warning and Lane Keeping Assist.** Standard across the range, these driver aids alert you and gently correct your trajectory if your vehicle changes lane without signalling.

\* Standard on S Edition and above







**7. Automatic Emergency Braking System.** All-New CAPTUR watches over you and your surroundings. If there is sharp braking or a pedestrian crossing, All-New CAPTUR warns you and can automatically perform emergency braking.

**8. Traffic Sign Recognition.** All-New CAPTUR informs you of speed limits thanks to a camera so you are always aware of speed limits.









## All-New CAPTUR, what makes it stand out?

- It's stylish, with a distinctive SUV look and an iconic two-tone paint
- It's comfortable with a large cabin and a high driving position to dominate the roads
- It's practical with one of the biggest boot in the class and a sliding rear bench
- It offers a large choice of personalisation options, inside and out
- It's electrified with an E-TECH plug-in hybrid (PHEV) version
- It makes no compromise with safety features as standard and 5-star Euro NCAP rating







# Colours

---







(1) Non metallic paint

(2) Optional metallic paint

(3) Optional Renault ID metallic paint

\*Available in September 2020

Every effort has been made to ensure that the information, descriptions, and images were correct at the time of publication however images may not always reflect the exact version selected. It should be noted that limitations on screen do not permit the subtle paintwork shades on this page to be shown with absolute accuracy.

# Exterior Customisation































---





## A large choice of combinations

Customise your two-tone CAPTUR in one of 10 body colours and 4 roof colours.

| Body/roof colour* | Diamond Black   | Highland Grey   | Alabaster White   | Desert Orange   |
|-------------------|---|---|---|---|
| Boston Blue       |  |  |  | -   |
| Diamond Black     |  |  |  |  |
| Oyster Grey       |  |  | -   |  |
| Highland Grey     |  |  | -   |  |
| Arctic White      |  |  | -   |  |
| Alabaster White   |  | -   |  |  |
| Desert Orange     |  |  |  |  |
| Flame Red         |  | -   | -   | -   |
| Iron Blue         |  |  |  | -   |
| Celadon Blue**    |  |  |  | -   |

\* Also available with one-tone. Optional two-tone on Play \*\*Available in September 2020

## Choose between 4 roof colours



Diamond Black



Highland Grey



Alabaster White



Desert Orange

# Exterior Customisation

## Orange Exterior Pack



1. Strip on lower door protection
2. Front and rear skid plates



## Grey Exterior Pack





# Standard features

## PLAY



17" Nymphaea Flex wheel



Black and grey cloth upholstery



### Safety & Driving Assistance

- Airbag deactivation - front and side, drivers and passengers
- Anti drill door locks and locking fuel cap
- Central door locking
- Deadlocking
- Driver and passenger front, side, head and curtain airbags
- Driver height adjustable seat belt
- Front and rear no seatbelt warning sound
- Front dash warning indicator in case of heavy braking
- ISOFIX child seat fixing points on rear outermost seats
- RAID (Renault Anti Intruder Device) automatic door locking
- Rear door and window child locking function (front driver door control panel) for rear door
- Remote central locking with Thatcham approved immobiliser (Thatcham category 2)
- Tyre inflation kit
- Tyre pressure warning light

- Front driver window with one touch facility and anti-pinch function
- ABS with EBA (Emergency Brake Assist)
- Active Emergency Breaking System (AEBS)
- Traffic Sign Recognition
- Cruise control and speed limiter
- ECO mode function
- ESC (Electronic Stability Control)
- Gear change indicator
- Hill Start Assist
- Trip Computer
- Distance warning alert
- Variable assistance electric power steering
- Automatic headlights and windscreen wipers
- Rear windscreen wiper
- Variable speed on front windscreen wipers
- Electronic parking brake
- Lane Departure Warning
- Lane Keep Assist
- E-Call: automated emergency call

### Exterior

- 17" Nymphaea flex wheel
- Full LED front and rear headlights with integrated daytime running lights
- Door mirrors - body coloured, auto folding, electrically adjustable and heated
- Tinted rear windows
- Black gloss side door protection with chrome insert

### Interior

- Black soft touch dashboard with black gloss air vent surrounds
- Synthetic leather steering wheel
- Black and grey cloth upholstery

### Comfort and Convenience

- Hands-free keycard

- Automatic air conditioning with one touch quick demist function and air quality regulator
- Driver's seat height adjustment
- Front electric windows with one touch function
- Rear electric windows
- Heating system with pollen filter
- Height and reach adjustable steering wheel
- Rear seats - 60:40 split and fixed base
- Central console with storage

### Communication and On-board Technology

- 12V socket
- 4.2" TFT Driver information display
- EASY LINK : 7" touchscreen with Bluetooth, DAB radio, USB ports and compatible with Apple CarPlay™ & Android Auto™

# Standard features

---

## ICONIC (additional equipment to PLAY)



17" Bahamas alloy wheels



Black and grey cloth upholstery



### Driving Assistance

- Rear parking sensors

### Exterior

- 17" Bahamas alloy wheels
- Longitudinal roof bars
- Extra-tinted rear windows and tailgate
- Two-tone colour paint

### Communication and On-board Technology

- EASY LINK : 7" touchscreen with Navigation, Bluetooth, DAB radio, USB ports and compatible with Apple CarPlay™ & Android Auto™



# Standard features

## S EDITION (additional equipment to ICONIC)



17" 'Bahamas' diamond cut alloy wheels



Black and grey cloth upholstery with synthetic leather and grey stitching



### Driving Assistance

- Full C-shape LED front signature lighting (daytime running lights)
- Automatic high beam headlights
- Front and rear parking sensor with rear view camera
- Blind Spot Warning
- Electronic parking brake with auto-hold function
- Auto-dimming rear view mirror

### Exterior

- 17" Bahamas diamond cut alloy wheels with grey inserts
- Shark fin antenna

### Interior

- Black and grey cloth upholstery with synthetic leather and grey stitching

### Communication and On-board Technology

- EASY LINK : 9.3" portrait touchscreen with, Bluetooth, DAB radio, USB ports and compatible with Apple CarPlay™ & Android Auto™
- MULTI-SENSE: 3 driving modes and 8 ambient lighting
- 7" TFT Driver information display
- Wireless phone charger

### E-TECH Plug-in specific equipments

- Exterior E-TECH badge on B-Pillar and tailgate
- Interior E-TECH badge on central console
- 10" TFT Driver information display
- Flying console with e-shifter
- Type 2 (mode 3) charging cable
- 3-pin socket charging cable
- EV button to activate 'PURE' mode (100% electric drive)

# Standard features

---

## **BOSE® LAUNCH EDITION** (additional equipment to S EDITION)



18" Pasadena Diamond cut Alloy wheels with grey inserts



Black and grey cloth upholstery with synthetic leather and grey stitching



### **Exterior**

- 18" Pasadena diamond cut alloy wheels with grey inserts

### **Communication and On-board Technology**

- EASY LINK : 7" touchscreen with Navigation, Bluetooth, DAB radio, USB ports and compatible with Apple CarPlay™ & Android Auto™
- Premium BOSE® Sound System with 8 speakers and 1 subwoofer




# Upholstery


---



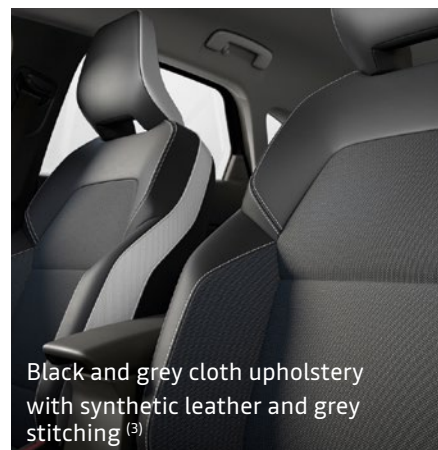
Orange signature pack upholstery<sup>(1)</sup>



Grey and black fabric upholstery with stripes<sup>(2)</sup>



Black leather upholstery<sup>(4)</sup>



Black and grey cloth upholstery with synthetic leather and grey stitching<sup>(3)</sup>

(1) Optional on Iconic, S Edition and BOSE Launch Edition

(2) Standard on Play and Iconic

(3) Standard on S Edition and BOSE Launch Edition

(4) Optional on S Edition and BOSE Launch Edition

# Wheels trims



17" Nymphaea Flex wheels



17" Bahamas alloy wheels



17" Bahamas diamond cut alloy wheels



18" Pasadena diamond cut alloy wheels

|                     | 17" Nymphaea Flex wheels | 17" Bahamas alloy wheels | 17" Bahamas diamond cut alloy wheels | 18" Pasadena diamond cut alloy wheels |
|---------------------|--------------------------|--------------------------|--------------------------------------|---------------------------------------|
| Play                | ●                        | -                        | -                                    | -                                     |
| Iconic              | -                        | ●                        | ○                                    | -                                     |
| S Edition           | -                        | -                        | ●                                    | ○                                     |
| BOSE Launch Edition | -                        | -                        | -                                    | ●                                     |

● = Standard (therefore no cost)   ○ = Optional   - = Not available



# Interior Customisation

---



**Orange Signature Pack\*** 1. Grey and orange cloth upholstery 2. Armrests 3. Dashboard



**Blue interior Colour Pack\***



**Red interior Colour Pack\***

\* Optional on Iconic, S Edition and BOSE Launch Edition

# Equipment and options

|   | PLAY | ICONIC | S EDITION | BOSE LAUNCH EDITION |
|---|------|--------|-----------|---------------------|
| <b>SAFETY AND DRIVING ASSISTANCE</b>  |      |        |           |                     |
| Space-saver spare wheel   | ○    | ○      | ○         | ○                   |
| Airbag deactivation - front and side, drivers and passengers                                | ●    | ●      | ●         | ●                   |
| Anti drill door locks and locking fuel cap  | ●    | ●      | ●         | ●                   |
| Central door locking  | ●    | ●      | ●         | ●                   |
| Deadlocking   | ●    | ●      | ●         | ●                   |
| Driver and passenger front, side, head and curtain airbags                                  | ●    | ●      | ●         | ●                   |
| Driver height adjustable seat belt  | ●    | ●      | ●         | ●                   |
| Front and rear no seatbelt warning sound  | ●    | ●      | ●         | ●                   |
| Front dash warning indicator in case of heavy braking                                       | ●    | ●      | ●         | ●                   |
| ISOFIX child seat fixing points on rear outermost seats                                     | ●    | ●      | ●         | ●                   |
| RAID (Renault Anti Intruder Device) automatic door locking                                  | ●    | ●      | ●         | ●                   |
| Rear door and window child locking function (front driver door control panel) for rear door | ●    | ●      | ●         | ●                   |
| Remote central locking with Thatcham approved immobiliser (Thatcham category 2)             | ●    | ●      | ●         | ●                   |
| Tyre inflation kit  | ●    | ●      | ●         | ●                   |
| Tyre Pressure Warning Light   | ●    | ●      | ●         | ●                   |
| Front driver window with one touch facility and anti-pinch function                         | ●    | ●      | ●         | ●                   |
| ABS with EBA (Emergency Brake Assist)   | ●    | ●      | ●         | ●                   |
| Renault Automatic Emergency assist (E-Call)   | ●    | ●      | ●         | ●                   |
| Traffic Sign Recognition  | ●    | ●      | ●         | ●                   |
| Cruise control and Speed limiter  | ●    | ●      | ●         | ●                   |
| Full LED headlights   | ●    | ●      | -         | -                   |
| C-shaped LED front lighting signature   | -    | -      | ●         | ●                   |
| Rear fog light  | ●    | ●      | ●         | ●                   |
| ECO mode function   | ●    | ●      | ●         | ●                   |
| ESC (Electronic Stability Control)  | ●    | ●      | ●         | ●                   |
| Gear change indicator   | ●    | ●      | ●         | ●                   |
| Rear parking sensors  | -    | ●      | ●         | ●                   |
| Parking Pack - Front sensors & rear-view camera   | -    | ○      | ●         | ●                   |
| Parking Pack Premium - 360° Camera & hands-free parking                                     | -    | -      | ○         | ○                   |
| Hill Start Assist   | ●    | ●      | ●         | ●                   |
| Trip Computer   | ●    | ●      | ●         | ●                   |
| Distance warning alert  | ●    | ●      | ●         | ●                   |
| Variable assistance electric power steering   | ●    | ●      | ●         | ●                   |
| Automatic high beam   | -    | -      | ●         | ●                   |
| Automatic headlights and windscreen wipers  | ●    | ●      | ●         | ●                   |
| Rear windscreen wiper   | ●    | ●      | ●         | ●                   |
| Blind Spot Warning  | -    | -      | ●         | ●                   |
| Lane Departure Warning  | ●    | ●      | ●         | ●                   |
| Lane Keep Assist  | ●    | ●      | ●         | ●                   |
| Active Emergency Breaking System (AEBS)   | ●    | ●      | ●         | ●                   |
| Electronic parking brake  | ●    | ●      | -         | -                   |
| Electronic parking brake with auto-hold function  | -    | -      | ●         | ●                   |
| Auto-dimming rear-view mirror   | -    | -      | ●         | ●                   |
| <b>EXTERIOR DESIGN</b>  |      |        |           |                     |
| 17" Nymphaea flex wheels  | ●    | -      | -         | -                   |
| 17" Bahamas alloy wheels  | -    | ●      | -         | -                   |
| 17" Bahamas diamond cut alloy wheels with grey inserts                                      | -    | ○      | ●         | -                   |
| 18" Pasadena diamond cut alloy wheels with grey inserts                                     | -    | -      | ○         | ●                   |
| Door mirrors - Body coloured, electrically adjustable and heated                            | ●    | ●      | ●         | ●                   |



|   | PLAY | ICONIC | S EDITION | BOSE LAUNCH EDITION |
|---|------|--------|-----------|---------------------|
| Longitudinal roof bars                              | ○    | ●      | ●         | ●                   |
| Body coloured door handles                          | ●    | ●      | ●         | ●                   |
| Black gloss side door protection with chrome insert | ●    | ●      | ●         | ●                   |
| Bumpers - body coloured                             | ●    | ●      | ●         | ●                   |
| Two-tone paint                                      | ○    | ●      | ●         | ●                   |

## INTERIOR STYLING

|  |   |   |   |   |
|--|---|---|---|---|
| Black soft touch dashboard with black gloss air vent surrounds   | ● | ● | ● | ● |
| Synthetic leather steering wheel   | ● | ● | - | - |
| Black and grey cloth upholstery  | ● | ● | - | - |
| Blue interior colour pack / Red interior colour pack   | - | ○ | ○ | ○ |
| Orange signature interior colour pack - Grey and orange cloth upholstery, orange inserts on dashboard and orange armrests (cannot be ordered with Luxury Pack) | - | ○ | ○ | ○ |
| Black and grey cloth upholstery with synthetic leather and grey stitching  | - | - | ● | ● |
| Luxury Pack - Black leather upholstery, front heated seats & heated steering wheel   | - | - | ○ | ○ |
| Tinted rear windows  | ● | - | - | - |
| Extra-tinted rear windows and tailgate   | - | ● | ● | ● |

## COMFORT AND CONVENIENCE

|   |   |   |   |   |
|---|---|---|---|---|
| Automatic air conditioning with one touch quick demist function and air quality regulator | ● | ● | ● | ● |
| Driver's seat height adjustment   | ● | ● | ● | ● |
| Front and rear electric windows   | ● | ● | ● | ● |
| Heating system with pollen filter   | ● | ● | ● | ● |
| Height and reach adjustable steering wheel  | ● | ● | ● | ● |
| Rear seats - 60:40 split and fixed base   | ● | ● | ● | ● |
| Central console with storage  | ● | ● | ● | ● |
| Hands-free keycard  | ● | ● | ● | ● |

## COMMUNICATION AND ON-BOARD TECHNOLOGY

|   |   |   |   |   |
|---|---|---|---|---|
| EASY LINK : 7" touchscreen with Bluetooth, DAB radio, USB ports and compatible with Apple CarPlay™ & Android Auto™                        | ● | - | - | - |
| EASY LINK : 7" touchscreen with Navigation, Bluetooth, DAB radio, USB ports and compatible with Apple CarPlay™ & Android Auto™            | - | ● | - | ● |
| EASY LINK : 9.3" portrait touchscreen with Navigation, Bluetooth, DAB radio, USB ports and compatible with Apple CarPlay™ & Android Auto™ | - | - | ● | - |
| BOSE® premium Sound System with 8 speakers and 1 sub-woofer   | - | - | ○ | ● |
| Traffic and Motorway Assistance Pack - Adaptive Cruise Control with Stop & Go and Lane Centering  | - | - | ○ | ○ |
| MULTI-SENSE: 3 driving modes and 8 ambient lighting   | - | - | ● | ● |
| 4.2" TFT Driver information display   | ● | ● | - | - |
| 7" TFT Driver information display   | - | - | ● | ● |
| 10" TFT Driver information display (available from October 2020) - Standard with E-TECH Plug-in   | - | - | ○ | ○ |
| Wireless phone charger  | - | - | ● | ● |

## E-TECH PLUG-IN SPECIFIC EQUIPMENT

|   |   |   |   |   |
|---|---|---|---|---|
| 3-pin socket charging cable - Length: 6.5m & maximum current: 10A. Charging time: 4h15    | - | - | ● | - |
| Type 2 (mode 3) charging cable - Length: 6m. Charging capacity: 3.7 kW. Charging time: 3h | - | - | ● | - |
| EV button to activate 'PURE' mode (100% electric drive)                                   | - | - | ● | - |
| Scheduled charging, heating and air conditioning using the EASY LINK multimedia system    | - | - | ● | - |
| Flying console with e-shifter   | - | - | ● | - |
| 'B' Brake Mode - One-pedal driving with increased regenerative braking                    | - | - | ● | - |

# Key information

For prices, please refer to the Renault Car Price Guide available at your local dealer and on [www.renault.co.uk](http://www.renault.co.uk)

| VERSIONS  | WLTP CO <sub>2</sub> (g/km)<br>Combined | Fuel type                            | Combined fuel<br>consumption (mpg)* | HP                  | Benefit in kind†    | Insurance group    |
|---|---|--------------------------------------|-------------------------------------|---------------------|---------------------|--------------------|
| Play TCe 100 Manual   | 136                                     | Petrol                               | 47.1                                | 100                 | 30%                 | 8                  |
| Play TCe 130 Auto EDC   | 141                                     | Petrol                               | 44.8                                | 130                 | 31%                 | 15                 |
| Play Blue dCi 95 Manual                                       | 124                                     | Diesel                               | 58.9                                | 95                  | 31%                 | 11                 |
| Play Blue dCi 115 Auto EDC                                    | 124                                     | Diesel                               | 58.9                                | 115                 | 31%                 | 13                 |
| Iconic TCe 100 Manual   | 136                                     | Petrol                               | 47.1                                | 100                 | 30%                 | 8                  |
| Iconic TCe 130 Manual   | 144                                     | Petrol                               | 44.1                                | 130                 | 31%                 | 14                 |
| Iconic TCe 130 Auto EDC                                       | 142                                     | Petrol                               | 44.8                                | 130                 | 31%                 | 15                 |
| Iconic TCe 155 Auto EDC                                       | 142                                     | Petrol                               | 44.8                                | 155                 | 31%                 | 20                 |
| Iconic Blue dCi 95 Manual                                     | 125                                     | Diesel                               | 58.9                                | 95                  | 32%                 | 11                 |
| Iconic Blue dCi 115 Manual                                    | 125                                     | Diesel                               | 58.9                                | 115                 | 32%                 | 13                 |
| Iconic Blue dCi 115 Auto EDC                                  | 125                                     | Diesel                               | 58.9                                | 115                 | 32%                 | 13                 |
| S Edition TCe 100 Manual                                      | 137                                     | Petrol                               | 46.3                                | 100                 | 30%                 | 8                  |
| S Edition TCe 130 Manual                                      | 144                                     | Petrol                               | 44.1                                | 130                 | 31%                 | 14                 |
| S Edition TCe 130 Auto EDC                                    | 142                                     | Petrol                               | 44.8                                | 130                 | 31%                 | 15                 |
| S Edition TCe 155 Auto EDC                                    | 142                                     | Petrol                               | 44.8                                | 155                 | 31%                 | 21                 |
| S Edition Blue dCi 95 Manual                                  | 125                                     | Diesel                               | 58.9                                | 95                  | 32%                 | 12                 |
| S Edition Blue dCi 115 Manual                                 | 126                                     | Diesel                               | 58.9                                | 115                 | 32%                 | 14                 |
| S Edition Blue dCi 115 Auto EDC                               | 126                                     | Diesel                               | 58.9                                | 115                 | 32%                 | 13                 |
| <a href="#">S Edition E-TECH Plug-in Hybrid 160 Auto</a>      | <a href="#">34</a>                      | <a href="#">Petrol Hybrid (PHEV)</a> | <a href="#">188.3</a>               | <a href="#">160</a> | <a href="#">10%</a> | <a href="#">15</a> |
| BOSE Launch Edition TCe 100 manual                            | 141                                     | Petrol                               | 45.6                                | 100                 | 31%                 | 8                  |
| BOSE Launch Edition TCe 130 manual                            | 148                                     | Petrol                               | 42.8                                | 130                 | 32%                 | 14                 |
| BOSE Launch Edition TCe 130 Auto EDC                          | 146                                     | Petrol                               | 43.5                                | 130                 | 32%                 | 15                 |
| BOSE Launch Edition TCe 155 Auto EDC                          | 146                                     | Petrol                               | 43.5                                | 155                 | 32%                 | 21                 |
| BOSE Launch Edition Blue dCi 95 manual                        | 130                                     | Diesel                               | 56.5                                | 95                  | 33%                 | 12                 |
| BOSE Launch Edition Blue dCi 115 manual                       | 130                                     | Diesel                               | 56.5                                | 115                 | 33%                 | 14                 |
| BOSE Launch Edition Blue dCi 115 Auto EDC                     | 131                                     | Diesel                               | 56.5                                | 115                 | 33%                 | 13                 |
| <a href="#">E-TECH Launch Edition Plug-in Hybrid 160 Auto</a> | <a href="#">36</a>                      | <a href="#">Petrol Hybrid (PHEV)</a> | <a href="#">176.6</a>               | <a href="#">160</a> | <a href="#">10%</a> | <a href="#">15</a> |

\*WLTP figures shown are for comparability purposes. Actual real-world driving results may vary depending on factors such as weather conditions, driving styles, vehicle load or any accessories fitted after registration. Depending on options fitted WLTP figures may differ, resulting in a different Vehicle Excise Duty (VED) and Benefit-in-Kind (BIK) rates. Please consult with local dealer or refer to [www.renault.co.uk/configurator](http://www.renault.co.uk/configurator) for more information. †Benefit-in-Kind rates for vehicles registered from 6th April 2020, Renault UK Limited does not offer tax advice and recommends that all company car drivers consult their own accountant with regards to their particular tax position.



| OPTIONS   | Play | Iconic | S Edition | BOSE Launch Edition | E-TECH Launch Edition |
|---|------|--------|-----------|---------------------|-----------------------|
| Space-saver spare wheel*  | ○    | ○      | ○         | ○                   | -                     |
| Non Metallic Paint: Boston Blue   | ●    | ●      | ●         | ●                   | -                     |
| Metallic Paint: Arctic white with Black roof  | ○    | ○      | ○         | ○                   | ●                     |
| Metallic paint: Oyster Grey, Diamond Black, Highland Grey, Arctic White, Alabaster White (Alabaster white N/A on E-TECH Launch Edition)                             | ○    | ○      | ○         | ○                   | ○                     |
| Renault id metallic paint: Desert Orange, Flame Red, Iron Blue, Celadon Blue**  | ○    | ○      | ○         | ○                   | -                     |
| One-tone paint - Does not include paint cost  | ●    | ○      | ○         | ○                   | -                     |
| Two-tone paint - Does not include paint cost  | ○    | ●(FOC) | ●(FOC)    | ●(FOC)              | ●(FOC)                |
| Orange exterior colour pack   | -    | ○      | ○         | ○                   | -                     |
| Grey exterior colour pack   | -    | ○      | ○         | ○                   | -                     |
| <b>Parking Pack</b> - Front & rear parking sensors with rear-view camera  | -    | ○      | ●         | ●                   | ●                     |
| <b>Parking Pack Premium</b> - 360° camera & hands-free parking  | -    | -      | ○         | ○                   | ○                     |
| Red interior colour pack  | -    | ○      | ○         | ○                   | -                     |
| Blue interior colour pack   | -    | ○      | ○         | ○                   | -                     |
| <b>Orange Signature Interior Colour Pack</b> Grey and orange cloth upholstery, orange inserts on dashboard and orange armrests (cannot be ordered with Luxury Pack) | -    | ○      | ○         | ○                   | -                     |
| <b>Traffic and Motorway Assistance Pack*</b> (TCe 130 EDC & 155 EDC only) - Adaptive Cruise Control with Stop & Go and Lane Centering                               | -    | -      | ○         | ○                   | -                     |
| 10" TFT Drivers Information Display ** ^^   | -    | -      | ○         | ○                   | ●                     |
| 17" Bahamas Diamond cut Alloy wheels with grey inserts  | -    | ○      | ●         | -                   | -                     |
| 18" 'Pasadena' diamond cut alloy wheels with grey inserts   | -    | -      | ○         | ●                   | -                     |
| 18" 'E-TECH Pasadena' diamond cut alloy wheels with grey inserts and copper and blue touches  | -    | -      | -         | -                   | ●                     |
| <b>Comfort Pack**</b> (EDC versions only) - Height adjustable passenger seat, flying console, e-shifter, opening sunroof. Sunroof requires roof bars to be removed  | -    | -      | ○         | ○                   | -                     |
| Premium BOSE® Sound System with 8 speakers and 1 subwoofer  | -    | -      | ○         | ●                   | ○                     |
| <b>Luxury Pack</b> - Black leather upholstery, front heated seats & heated steering wheel   | -    | -      | ○         | ○                   | -                     |

● = Standard; ○ = Optional; - = Not available \*Not available with E-TECH Plug-in \*\*Available in October 2020 ‡ Comfort Pack and Luxury Pack cannot be ordered together † Orange signature colour pack and Luxury Pack cannot be ordered together  
^^ Standard with E-TECH Plug-in

## EASYLIFE SERVICE PLAN

### EasyLife Service Plan

3 Years / 30,000 miles

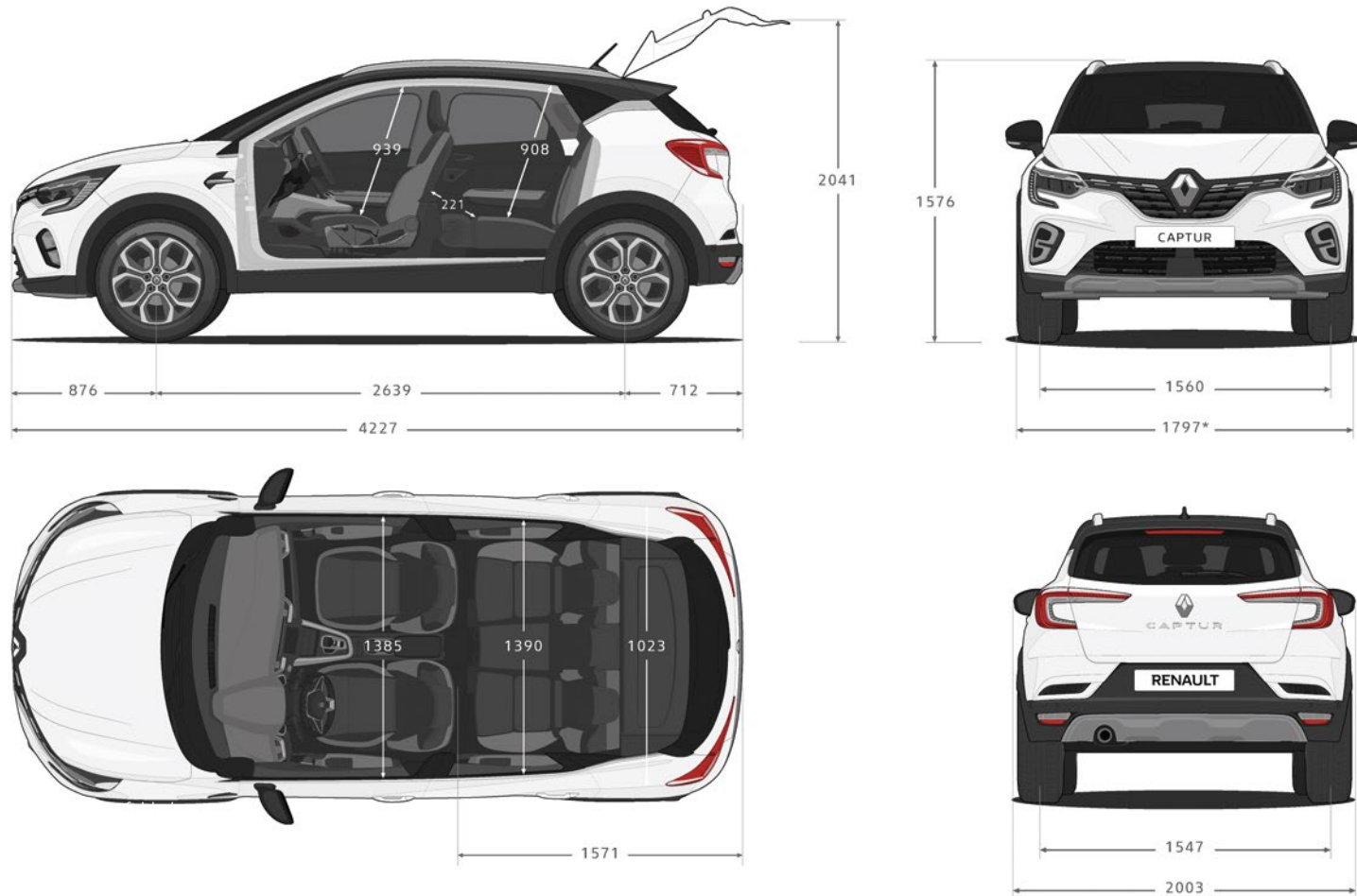
4 Years / 40,000 miles

One off\* and monthly\*\* payment options available

\*The EasyLife Service Plan offer is available for all retail vehicles and valid at participating dealers only or Renault.co.uk and can be purchased up to 12 months after registration or before the first service (whichever is sooner). Vehicles must be ordered between 2 June 2020 and 30 September 2020 and registered by 31 December 2020. \*\*The EasyLife Service Plan is available for eligible retail vehicles on a 36 or 48 monthly payment option and are only available at point of signing a finance agreement provided by Renault Finance. Rivers Office Park, Denham Way, Rickmansworth, WD3 9YS. Guarantees and indemnities may be required. You must be a UK resident (excluding the Channel Islands) and over the 18 to apply for finance. Terms & Conditions apply.

The Renault Service plan covers the manufacturer's minimum maintenance programme requirements for the term of the Service Plan purchased (refer to the Warranty and Service sheet in the Handover Document wallet for details). The plan ends when you reach the age or mileage limit (whichever comes first). Services must be carried out in line with the manufacturer's minimum maintenance programme requirements and servicing intervals within +/-1 month or 1,000 miles of the service interval and can only be carried out at a Renault Approved outlet. Service plans do not cover wear and tear items such as (but not limited to) tyres, wiper blades or brakes. For Service plan full Terms & Conditions visit [www.renault.co.uk/owners](http://www.renault.co.uk/owners). Cannot be part exchanged, refunded or transferred. All prices quoted are MRRP.

# Dimension diagrams



## Volumes

### BOOT VOLUME (VDA)

### Litres

|   |                   |
|---|-------------------|
| Boot volume with bench seat pushed back (petrol/diesel/PHEV)    | 422/406/265       |
| Boot volume with bench seat pushed forward (petrol/diesel/PHEV) | 536/520/379       |
| Boot volume with bench seat folded down (petrol/diesel/PHEV)    | 1,275/1,275/1,118 |



# Technical Specification

|  | TCe 100  | TCe 130                  | TCe 130<br>Auto EDC      | TCe 155<br>Auto EDC      | dCi 95<br>manual       | dCi 115<br>manual       | dCi 115<br>Auto EDC     | E-TECH Plug-in<br>Hybrid 160 Auto                    |
|--|--|--------------------------|--------------------------|--------------------------|------------------------|-------------------------|-------------------------|--|
| ENGINE   |  |                          |                          |                          |                        |                         |                         |  |
| Emission standard                                  | EU6D Temp  | EU6D Temp                | EU6D Temp                | EU6D Temp                | EU6D Temp              | EU6D Temp               | EU6D Temp               | EU6D Full  |
| Protocole  | WLTP   | WLTP                     | WLTP                     | WLTP                     | WLTP                   | WLTP                    | WLTP                    | WLTP   |
| Displacement (cc)                                  | 999  | 1333                     | 1333                     | 1333                     | 1461                   | 1461                    | 1461                    | 1598   |
| Bore x Stroke                                      | 72.2 x 81.34   | 72.2 x 81.34             | 72.2 x 81.34             | 72.2 x 81.34             | 76 x 80.5              | 76 x 80.5               | 76 x 80.5               | 78x83,6  |
| No of Cylinders/Valves                             | 3/12   | 4/16                     | 4/16                     | 4/16                     | 4/8                    | 4/8                     | 4/8                     | 4/16   |
| Maximum Power - kw ISO (hp DIN)                    | 74kW (100hp) / 5000 rpm  | 96kW (130hp) / 5000 rpm  | 96kW (130hp) / 5000 rpm  | 113kW (155hp) / 5500 rpm | 70kW (95hp) / 3750 rpm | 85kW (115hp) / 3750 rpm | 85kW (115hp) / 3750 rpm | 118kW (160hp)^                                       |
| Maximum torque - Nm ISO (mkg DIN)                  | 160 Nm / 2750 rpm  | 240 Nm / 1600 rpm        | 240 Nm / 1600 rpm        | 270NM/1800 rpm           | 240 Nm / 1750 rpm      | 260 Nm / 2000 rpm       | 260 Nm / 2000 rpm       | Petrol engine: 144 / 3200 rpm<br>Electric Motor: 205 |
| Injection Type                                     | Turbo / Multipoint sequential  | Turbo / Direct injection | Turbo / Direct injection | Turbo / Direct injection | Turbo / Common Rail    | Turbo / Common Rail     | Turbo / Common Rail     | MPI double injector                                  |
| Fuel Type  | Unleaded petrol  | Unleaded petrol          | Unleaded petrol          | Unleaded petrol          | Diesel                 | Diesel                  | Diesel                  | Petrol Hybrid (PHEV)                                 |
| Battery type (PHEV only)                           | N/A  |                          |                          |                          |                        |                         |                         | Lithium-ion (68 cells)                               |
| Voltage (V) (PHEV only)                            |  |                          |                          |                          |                        |                         |                         | 345  |
| Capacity (kWh) (PHEV Only)                         |  |                          |                          |                          |                        |                         |                         | 9.8  |
| Valve Gear   | DOHC   | DOHC                     | DOHC                     | DOHC                     | SOHC                   | SOHC                    | SOHC                    | DOHC   |
| Stop and Start                                     | Yes  | Yes                      | Yes                      | Yes                      | Yes                    | Yes                     | Yes                     | Yes  |
| GEARBOX  |  |                          |                          |                          |                        |                         |                         |  |
| Number of Forward Gears                            | 5  | 6                        | 7                        | 7                        | 6                      | 6                       | 7                       | 6  |
| Manual - Automatic                                 | Manual   | Manual                   | Automatic (EDC)          | Automatic (EDC)          | Manual                 | Manual                  | Automatic (EDC)         | Automatic (multimode)                                |
| STEERING   |  |                          |                          |                          |                        |                         |                         |  |
| Power Assisted                                     | Variable electric as Standard  |                          |                          |                          |                        |                         |                         |  |
| Turning Circle between kerbs/walls m               | 11.1   |                          |                          |                          |                        |                         |                         | 11.1   |
| Number of steering wheel turns with standard tyres | 2.63   |                          |                          |                          |                        |                         |                         | 2.63   |
| SUSPENSION   |  |                          |                          |                          |                        |                         |                         |  |
| Front  | MacPherson type with rectangular shaped lower arm and anti-roll bar            |                          |                          |                          |                        |                         |                         |  |
| Rear   | Torsion beam with programmed deflection - coil springs                         |                          |                          |                          |                        |                         |                         |  |
| WHEELS / TYRES                                     |  |                          |                          |                          |                        |                         |                         |  |
| Tyres (17" wheels)                                 | 215/60 R17 96 H  | 215/60 R17 96 H          | 215/60 R17 96 H          | 215/60 R17 96 H          | 215/60 R17 96 H        | 215/60 R17 96 H         | 215/60 R17 96 H         | 215/60 R17 96 H                                      |
| Tyres (18" wheels)                                 | 215/55 R18 95 H  | 215/55 R18 95 H          | 215/55 R18 95 H          | 215/55 R18 95 H          | 215/55 R18 95 H        | 215/55 R18 95 H         | 215/55 R18 95 H         | 215/55 R18 95 H                                      |
| BRAKING SYSTEM                                     |  |                          |                          |                          |                        |                         |                         |  |
| Anti-locking Braking Systems (ABS)                 |  |                          |                          |                          | Standard               |                         |                         |  |
| Electronic Brake Distribution (EBD)                |  |                          |                          |                          | Standard               |                         |                         |  |
| Front: Ventilated Discs (mm) / width (mm)          |  |                          |                          |                          | 280 /24 (16/17")       | 296/26 (16/17")         |                         |  |
| Rear: Drum (T) / Discs (DP) Ø (mm) - width (mm)    |  |                          |                          |                          | Drum - 9"              |                         |                         |  |
| PERFORMANCE  |  |                          |                          |                          |                        |                         |                         |  |
| Maximum Speed mph (kph)                            | 107/(173)  | 121 (195)                | 120 (193)                | 126 (202)                | 110.00                 | 116 (187)               | 116 (186)               | 107 (173)  |
| 0- 62 mph in seconds (0-100 km/h)                  | 13.3   | 10.6                     | 9.6                      | 8.6                      | 14.4                   | 11.9                    | 11.0                    | 10.1   |
| 400 m D.A. (s)                                     | 19.1   | 17.7                     | 17                       | 16.4                     | 19.6                   | 18.2                    | 18.0                    | 17.5   |
| 1000 m D.A. (s)                                    | 34.8   | 31.8                     | 31                       | 29.6                     | 14.4                   | 33.1                    | 32.7                    | 31.6   |
| FUEL CONSUMPTION AND EMISSIONS*                    |  |                          |                          |                          |                        |                         |                         |  |
| Combined (mpg)                                     | 45.6 - 47.1  | 42.8 - 44.1              | 43.5 - 44.8              | 43.5 - 44.8              | 56.5 - 58.9            | 56.5 - 58.9             | 56.5 - 58.9             | 177.6-188.3  |
| Combined (L/100 km)                                | 6.0 - 6.2  | 6.4 - 6.6                | 6.3 - 6.5                | 6.3 - 6.5                | 4.8 - 5.0              | 4.8 - 5.0               | 4.8 - 5.0               | 1.5-1.6  |
| WLTP CO <sub>2</sub> (g/km)                        | 136-141  | 144-148                  | 141-146                  | 142-146                  | 124-130                | 125-130                 | 124-131                 | 33-36  |
| WEIGHT   |  |                          |                          |                          |                        |                         |                         |  |
| Kerb Weight (Excluding Driver) (kg)                | 1190   | 1234                     | 1259                     | 1266                     | 1295                   | 1303                    | 1327                    | 1564   |
| Payload (kg) (min/max)                             | 435/561  | 435/541                  | 435/557                  | 435/545                  | 435/548                | 435/547                 | 435/550                 | 435/496  |
| Gross Vehicle Weight (kg)                          | 1751   | 1775                     | 1816                     | 1811                     | 1843                   | 1850                    | 1877                    | 2060   |
| Gross Train Weight (kg)                            | 2951   | 2975                     | 3016                     | 3011                     | 3043                   | 3050                    | 3077                    | 2810   |
| Maximum Towing Weight Braked - Driver Only (kg)    | 1200   | 1500                     | 1500                     | 1200                     | 1200                   | 1200                    | 1200                    | 750  |
| Maximum Towing Weight Unbraked - Driver Only (kg)  | 630  | 665                      | 665                      | 650                      | 685                    | 685                     | 700                     | 650  |
| SERVICE INTERVALS                                  |  |                          |                          |                          |                        |                         |                         |  |
| Service intervals                                  | A Service : 12 months or 18,000 miles<br>B Service : 24 months or 18,000 miles |                          |                          |                          |                        |                         |                         |  |

\*WLTP figures shown are for comparability purposes; only compare figures with vehicles tested to the same technical procedures. Actual real world driving results may vary depending on factors such as weather conditions, driving styles, vehicle load or any accessories fitted after registration. WLTP is a new test used for fuel consumption and CO<sub>2</sub> figures. Please visit [renault.co.uk/configure](http://renault.co.uk/configure) for WLTP figures for any selected options. ^Total powertrain output which includes the petrol engine and the two electric motors combined

# Accessories

---





**1. Underbody Welcome Light.\*** Don't get lost again in a poorly lit car park. All-New CAPTUR lights up automatically when you either approach it or simply press a button on your key.

**2. Shark Antenna.\*** Add a sporty touch with the Shark Antenna, perfectly integrated in to the shape of your All-New CAPTUR. Compatible with digital audio broadcasts (DAB).

**3. Standard Boot Liner.** Essential for protecting the boot of your All-New CAPTUR and transporting larger objects. The liner fits the boot of your vehicle perfectly and it's semi-rigid material makes it easy to both fit and clean.

**4. Illuminated CAPTUR Door Sills.\*\*** An elegant and modern touch everytime you open the doors of your All-New CAPTUR. Finished with the CAPTUR logo, these sills also protect your vehicle's doors from damage.

**5. Bodywork Protection Film.** Take complete care of your All-New CAPTUR. Protects against scratches to keep your car looking as good as new. Available in a Full Car Protection Pack or in smaller packs to cover seperate sections of the vehicle.

\* These accessories require registration of the vehicle before fitment.

\*\* Also available in a non-illuminated version.

Accessories are fitted post-production, and may have an impact on real world fuel (actual) consumption and CO<sub>2</sub> figures.



# Carlab Quality

---

*"From creation in our design studios through to production and customer deliveries, striving for quality is what guides us".*

---

**Laurens van den Acker – Senior Vice President of Renault Corporate Design**

## **Renault CAPTUR, the benchmark reinvented**

A pioneer in the urban SUV segment, All-New CAPTUR reinvented itself by building on the DNA that has made its success. It transformed to show off the modern lines of an SUV that is both athletic and dynamic. True to itself, All-New CAPTUR sets new standards for the class with a refined and comfortable cabin and intuitive technologies.



### **A true SUV stance**

Its reinvented design, the precision of its adjustments and its 100% LED lighting with C-shaped signature lighting at the front and rear as well as its decorative chrome inserts give All-New CAPTUR a smart appearance.



### **An interior revolution for a high-quality cabin**

Equipped with the latest technologies and the largest screens in the category, the "smart cockpit" sports a resolutely modern design for a more immersive driving experience. The cabin changes its dimensions in terms of quality and comfort, which is worthy of upper classes. Premium materials, soft coating for the dashboard, door panels and the outline of the centre console, careful thought to furnishing, new seat architecture: the effects are felt at all levels.



### **A new technological dimension**

All-New CAPTUR makes driving assistance available to all so that you can take to the road with peace of mind. The latest new feature is the motorway and traffic assistant. Providing a significant improvement in driving comfort and peace of mind in traffic jams and on motorways – it is a first step towards autonomous vehicles. The Renault EASY CONNECT range brings together a host of applications such as MY Renault, platforms like the new Renault EASY LINK multimedia system and connected services such as remote vehicle management. Its goal is to facilitate the new uses of connected mobility, both inside and outside the vehicle.



# Renault Services

## 5 Year Warranty

Your Renault car is covered by a warranty package for up to 5 years from date of first registration with unlimited mileage during the first 24 months, then limited to a total of 100,000 miles or 5 years, whichever comes first. Your Renault Dealer is able to repair or replace without charge, parts that are found to have a material or assembly defect that is recognised by Renault. The paintwork warranty runs for 3 years and the anti-corrosion warranty for 12 years<sup>o</sup>.

## 3 Year Roadside Assistance

Should you need it, we'll provide emergency roadside repairs or tow you to the nearest Renault Dealer. This service is available 24 hours a day and is provided for 36 months from the date of first registration (unlimited mileage for first 24 months, then limited to a total of 60,000 miles or 3 years, whichever comes first). Assistance is provided within the UK & Northern Ireland only at roadside, home and includes national recovery and onward travel. Renault Assistance applies to mechanical or electrical defects which are covered by warranty.

For Renault Assistance Terms and Conditions please visit [www.renault.co.uk/assistance](http://www.renault.co.uk/assistance)

## EasyLife Service Plan

Renault's EasyLife Service Plan is the ultimate package to provide care free servicing for the first 3 years or 30,000 miles (whichever is sooner). It really is the hassle free way to take care of our Renault and benefits from;

- Inflation Proof Servicing - You know exactly what you'll pay and there are no hidden costs
- Peace of Mind - No matter where life takes you, we'll be there in over 5000 workshops across Europe
- Renault Expertise & Quality - Our highly trained technicians know your Renault inside out

The EasyLife Service Plan contains Renault services in-line with the manufacturer's service schedule, plus comes with a complimentary vehicle health check to ensure your Renault is in the best condition possible.

EasyLife servicing and warranty enhancements also available. Refer to the Price Guide for more details.

One off\* and monthly\*\* payment options available.

## Finance options\*\*\*

There are a wide variety of ways in which the purchase of a new vehicle can be financed. Renault Finance offers all of them, so whether you're a fleet buyer or private buyer, Renault Finance is ideally placed to tell you which plan or combination of plans best suits your needs and circumstances.

## Renault car insurance<sup>1</sup>

A car as well designed as your Renault deserves an insurance policy to match. Renault Insurance has been specifically created to provide superb protection for you and your car. Unlike most other UK insurers, in the event of an accident, Renault Insurance will have your Renault repaired at a Renault Approved Bodyshop using only Renault approved parts and approved repair methods. This maintains your Renault's safety rating, protects its resale value and preserves its Renault warranty<sup>2</sup>. Renault Insurance also offers a courtesy car for the duration of a repair at a Renault Approved Bodyshop.

Renault car insurance: **0330 102 7794<sup>†</sup>**  
[www.renaultcarinsurance.co.uk](http://www.renaultcarinsurance.co.uk)

Lines are open Mon - Thurs 8.30am - 7pm, Fri 9am - 6pm, Sat 9am - 5pm

## Renault iCare

Is an innovative Service, Maintenance & Repair product that supplies Business customers with a fully supported, managed hassle free service and maintenance package.

Renault iCare is a "Pay-As-You-Go" product that insures your vehicle is maintained by Renault technical experts when work is required.

iCare provides the following benefits:

- Full Service, Maintenance & Repair cover in the Renault Dealer Network
  - Tyres can be included within the contract at an additional fixed cost
  - Ancillary equipment can also be included (at an additional fixed monthly cost)
  - Excludes: Damage/Neglect/Abuse/Glass & Bulbs

- A fixed, pre agreed pence per mile rate
- No excess mileage charges at the end of the contract
- No pooled mileage administration
- Minimalise downtime

For more information and to obtain a quote based on your requirements, please speak to your local Renault Business dealer or visit [www.renault.co.uk/icare](http://www.renault.co.uk/icare)

## Customer Relations


Renault knows the value of communicating with its customers and we have established effective ways to keep in touch with you. If after speaking to your local Renault dealership you are not completely satisfied, please contact the Renault UK Customer Relations Department on 0344 3350000<sup>†</sup> (Mon-Fri 9.00am to 5.30pm, except Weds 10.00am to 5.30pm. Closed on Bank Holidays). You can also visit our website [www.renault.co.uk](http://www.renault.co.uk) or write to us at: Renault UK Ltd, The Rivers Office Park, Denham Way, Maple Cross, Rickmansworth, Hertfordshire, WD3 9YS.




<sup>o</sup> 5-year warranty valid on new cars (except Traffic passenger) when registered from 18th December 2019, any new cars registered before this date will receive a 3 year warranty. Exclusions and limitations apply. For Warranty Terms and Conditions please visit [www.renault.co.uk/warranty](http://www.renault.co.uk/warranty).  
<sup>†</sup>The EasyLife Service Plan offer is available for all retail vehicles and valid at participating dealers only or Renault.co.uk and can be purchased up to 12 months after registration or before the first service (whichever is sooner). Vehicles must be ordered between 2 June 2020 and 30 September 2020 and registered by 31 December 2020. <sup>\*\*</sup>The EasyLife Service Plan is available for eligible retail vehicles on a 36 or 48 monthly payment option and are only available at point of signing a finance agreement provided by Renault Finance. Rivers Office Park, Denham Way, Rickmansworth, WD3 9YS. Guarantees and indemnities may be required. You must be a UK resident (excluding the Channel Islands) and over the 18 to apply for finance. Terms & Conditions apply. <sup>\*\*\*</sup>Finance provided by Renault Finance, P.O. Box 149, Watford, WD17 1FJ. Guarantees and indemnities may be required. You must be at least 18 and a UK resident (excludes Isle of Man and Channel Islands) to apply. Subject to status, terms and conditions apply. <sup>†</sup>Calls to 0330 numbers are free if used as part of your inclusive mobile minutes and are charged at local rates from landlines. <sup>††</sup>If your insurer uses non-approved parts which subsequently fail, they may not be covered under your manufacturer's warranty. <sup>1</sup>Renault Insurance is arranged and administered by Verex Insurance Services Ltd, which is registered in England and Wales No. 05686831 at Batchworth House, Church Street, Rickmansworth, Herts, WD3 1JE and authorised and regulated by the Financial Conduct Authority, No. 487185. Verex Insurance Services Ltd arranges policies from a panel of insurers, details are available on request.

Extend the Renault CAPTUR experience  
at [www.renault.co.uk](http://www.renault.co.uk)

Although every effort has been made to ensure that the information contained within this brochure is as accurate and up to date as possible, Renault U.K. reserves the right to modify its models without notice, including their characteristics, specifications, equipment and accessories. Brochures inevitably become out of date or inaccurate in some respects, in that such characteristics, specifications equipment, or accessories may be changed after the publication date given below and can differ from the descriptions given or the photos displayed. It is therefore necessary to check with your Renault Dealer before purchasing any product that the characteristics, specifications, equipment or accessories of the vehicle on order are as advertised.

Renault recommends 

 Prodigious Photo credits: BAM, A. Bernier, Y. Brossard, HE & ME, Additive, ©Renault Marketing 3D-Commerce – Printed in EC – 7701 380 830 – August 2020.

 **recycle**

 **MIX**  
Paper from  
responsible sources  
**FSC® C002375**