



PEUGEOT

New 3008

PRICES, EQUIPMENT AND
TECHNICAL SPECIFICATIONS

June 2015 Version 15

Model Year 2015



PEUGEOT

SPECIFICATION OVERVIEW

ACTIVE +

ALLURE

Exterior Features

- Exterior Pack (Aluminium finish)
- 18" 'Icauna' Alloy Wheels

Comfort & Convenience

- Front Parking Aid
- Reversing Camera
- Parking Space Measurement System

In-Car Entertainment

- Peugeot Connect Satellite Navigation (RT6)

Safety and Security

- Alarm (Thatcham 1 Category approved)
- Colour Head Up Display (without distance alert function)

Heating and Ventilation

- Dual Zone Climate Control

Interior Features

- Cielo Panoramic Glass Roof with Electric Shutter Blind
- Row 2 Sun Visor Curtains
- Driver Lumbar Adjustment



ACTIVE

Exterior Features

- 17" 'Aregia' Alloy Wheels
- Look Pack (Colour Coded Exterior)
- Adventure Pack (Chrome Styling)

Interior Features

- Leather Steering Wheel
- Family Pack (Additional Underfloor Storage)

Interior Features

- Cloth Interior Trim
- Multiflex Interior (Row 2 Seats Fold Flat, 3 Position, Boot Load Area Floor, Split Tailgate)

Comfort and Convenience

- Automatic Electric Parking Brake with Hill Assist
- Electric front & rear windows

Heating and Ventilation

- Air Conditioning

Comfort and Convenience

- Rear Parking Aid
- Cruise Control with Speed Limiter
- Dynamic Roll Control (2.0 HDi engine only)

Exterior Lighting and Visibility

- Front Fog Lights
- Visibility Pack: Automatic Headlamps & Automatic Rain sensing Front Wipers
- Retrovision Pack: Electrochrome Interior Mirror, Exterior Courtesy Lighting & Power Folding Door Mirrors

Safety and Security

- Electronic Stability Programme (ESP)
- 5 * Euro NCAP Safety Rating
- LED Daytime Running Lights, Indicators & Rear Lights.
- Tyre Pressure Sensors

In-Car Entertainment

- RD45 Radio / CD Player with MP3 playback
- Peugeot Connect USB with Bluetooth



MANUFACTURER'S RECOMMENDED PRICES


June 2015 Version 15

	ENGINE	HP	VERSION TITRE CODE DIALOG DESCRIPTION	CO2 g/km	BASIC MRRP (£)	VAT (£) 20%	TOTAL MRRP (£)	P11D Value	2015/16 BIK %	ON THE ROAD MRRP (£)
ACTIVE	1.2L Puretech 130 S&S 6-speed manual	131	1PTBSYHCRK70A0F0 3008 ACT PT130	115	16,107.50	3,221.50	19,329.00	19,990.00	18	20,045.00
	1.6L BlueHdi 120 S&S 6-speed manual	120	1PTBSYHKDK70A0F0 3008 ACT BHD1120	108	17,024.17	3,404.83	20,429.00	21,090.00	19	21,145.00
	1.6L BlueHdi 120 EAT6 S&S 6-speed Efficient Automatic Transmission	120	1PTBSYHKDQ70A0F0 3008 ACT BHD1120A	109	17,857.50	3,571.50	21,429.00	22,090.00	19	22,145.00
	2.0L BlueHdi 150 S&S 6-speed manual	150	1PTBSYHKBK70A0F3 3008 ACT BHD1150	106	18,024.17	3,604.83	21,629.00	22,290.00	19	22,345.00
ALLURE	1.2L Puretech 130 S&S 6-speed manual	131	1PTBSYPCRK70A0F3 3008 ALL PT130	120	17,732.50	3,546.50	21,279.00	21,940.00	19	21,995.00
	1.6L BlueHdi 120 S&S 6-speed manual	120	1PTBSYPKDK70A0F0 3008 ALL BHD1120	108	18,649.17	3,729.83	22,379.00	23,040.00	19	23,095.00
	1.6L BlueHdi 120 EAT6 S&S 6-speed Efficient Automatic Transmission	120	1PTBSYPKDQ70A0F0 3008 ALL BHD1120A	112	19,482.50	3,896.50	23,379.00	24,040.00	20	24,095.00
	2.0L BlueHdi 150 S&S 6-speed manual	150	1PTBSYKPKBK70A0F3 3008 ALL BHD1150	109	19,649.17	3,929.83	23,579.00	24,240.00	19	24,295.00

Peugeot PureTech: Compact engine – huge spirit

Peugeot PureTech is advanced 3-cylinder petrol engine technology that offers a drive and performance normally associated with much bigger engines but with significantly improved fuel consumption and CO₂ emissionsⁱ. It's a product of Peugeot's 100 years of intelligent, innovative engineering and combines reduced weight materials with the efficiency of applying direct fuel injection to three cylinders. On some versions we've even added Turbo power, optimising torque at all revs and delivering an engine with a unique personality and one which is ultimately designed to give you maximum driving pleasure and responsiveness, at any speed, for less.

(ⁱ comparison based on 3008 1.2L PureTech130 S&S vs 3008 1.6 VTI 120)



Peugeot BlueHdi : Pioneering on MPG and CO₂

BlueHdi is the name given to Peugeot's latest generation of diesel engines. The result of a world-famous diesel heritage plus innovation and engineering excellence developed on the race track of Le Mans, BlueHdi complies with Euro 6 emission standards, to deliver exceptional fuel economy and CO₂ emissions alongside a driving experience rich in power and performance.

A three stage cleansing process specifically targets the pollutants of diesel combustion, removing hydrocarbons and carbon monoxide, reducing nitrogen oxides by up to 90% and eliminating 99.9%ⁱⁱ of particulates. BlueHdi delivers the cleanest diesel engine possible and exceptional fuel economy of up to 68.9mpg with CO₂ as low as 106g/kmⁱⁱⁱ.

(ⁱⁱby number ⁱⁱⁱmodel and version dependent)

EAT6 (Efficient Automatic Transmission): New generation of AISIN 6-speed automatic gearboxes

Peugeot's new generation of automatic gearboxes have been developed in collaboration with Aisin AW . EAT6 uses Quickshift technology, for faster gear changes and smooth operation, delivering superb driving pleasure and exceptional fuel and CO₂ efficiency.



OPTIONS

June 2015 Version 15

○ = option ● = standard

			ACTIVE	ALLURE	Basic RRP £ Excluding VAT	VAT @ 20%	Total RRP £ Including VAT
STYLING	Metallic Paint	MO..	○	○	437.50	87.50	525.00
	Pearlescent Paint	M6..	○	○	562.50	112.50	675.00
	Black Luxury Leather trim with Heated Seats and Adjustable Driver Lumbar Support in lieu of Cloth.	Q1FX	○		1,025.00	205.00	1,230.00
	Black Luxury Leather trim with Heated Seats and Adjustable Driver Lumbar Support in lieu of premium trim.	Q1FX		○	875.00	175.00	1,050.00
	Rear Tinted & Acoustic Windows	SO04		○	266.67	53.33	320.00
IN-CAR ENTERTAINMENT	Peugeot Connect Video Pack (Screen in Headrest of Drivers & Passenger Seat with Aux port for external DVD Players, Games Console etc.. 2 Bluetooth Headsets included)	XJ02		○	437.50	87.50	525.00
	Peugeot Connect Navigation (RT6) with Colour Satellite Navigation & Bluetooth	WLWF	○	●	612.50	122.50	735.00
	DAB Digital Radio	WLWR		○	95.83	19.17	115.00
	Peugeot Connect Navigation (RT6) with Colour Satellite Navigation, Bluetooth & DAB Digital Radio	WLWR	○		708.33	141.67	850.00
	Peugeot Connect Navigation (RT6) with Colour Satellite Navigation, Bluetooth, DAB Digital Radio & Reversing Camera	J3AC	○		875.00	175.00	1,050.00
SAFETY AND SECURITY	Cruise Control with Speed Limiter	RG03	●	●	220.83	44.17	265.00
	GRIP CONTROL ¹ (comes with 16" Alloys and space saver spare wheel)	UF02	○	○	391.67	78.33	470.00
	Peugeot Connect SOS & Assistance ²	WLWG		○	208.33	41.67	250.00
	Ultrasonic alarm (Thatcham category 1 approved)	AB08	○	●	175.00	35.00	210.00
EXTERIOR LIGHTING	Xenon Headlights	ZE13		○	625.00	125.00	750.00
COMFORT AND CONVENIENCE	Drivers Electric Seat (only available with Leather)	IP02		○	266.67	53.33	320.00
	Digital Air Conditioning with Climate Control in lieu of Manual Air Conditioning	RE07	○	●	241.67	48.33	290.00
	Rear parking aid with reversing camera (c/w linked option of Peugeot Connect Navigation (RT6) (WLWF)	UB09	○	●	779.17	155.83	935.00
	Rear parking aid with reversing camera (c/w linked option of Peugeot Connect Navigation (RT6) & DAB Digital Radio (WLWR)	J3AC	○		875.00	175.00	1,050.00
	Head Up Display (without distance alert function)	ZV02	○	●	266.67	53.33	320.00
	Head Up Display (with distance alert function)	ZV01		○	166.67	33.33	200.00
	Panoramic 'Cielo' Glass Roof with Electric Blind	OK01	○	●	308.33	61.67	370.00

¹ Grip Control optimises traction in low-grip conditions. It adapts to the terrain by acting on the front wheels, using the electronic components already present on the vehicle. The driver remains in control and can decide at any time to move from Standard mode using the dial located on the centre console, choosing instead Snow, Off-Road, Sand or ESP Off.

Normal mode:
System calibrated with a low and fixed level of spin based on a compromise between the different levels of grip normally encountered.

ESP OFF:
Allows the possibility of disconnecting the dynamic stability control (ESP) and the traction assistance (ASR/Grip Control) up to 30 mph to give back complete control to the driver. Beyond this speed, the systems reconnect automatically for your safety.

Sand mode:
Mode which allows some simultaneous spin of the driving wheels to allow the vehicle to move and reduce the risk of being trapped in the sand.

Snow mode:
On moving off, the system adapts its strategy to the conditions of grip encountered wheel by wheel. When making progress, the system optimises spin to provide the best acceleration possible according to the grip available. Recommended in deep snow or on a steep slope.

Mud mode:
Mode which on moving off allows a lot of spin at the wheel with the least grip to allow the mud to be cleared and grip restored. At the same time, the wheel with the most grip is managed to transmit as much torque as possible. When making progress, the system optimises spin to best meet the driver's requirements.

² Peugeot Connect SOS & Assistance: A vehicle locating communication unit, this feature can be used manually (dedicated SOS button) or automatically (if pyrotechnic devices are deployed). It locates the vehicle precisely and triggers the sending of the appropriate emergency services for a rapid response.

EQUIPMENT

		ACTIVE	ALLURE
STYLE	5 door Crossover	●	●
SEATING	Reclining Front Seats	●	●
	Height Adjustment of Driver & Passenger Seats	●	●
	Flat Folding Front Passenger Seat with Picnic Table		●
	Rear Centre Armrest with integrated storage space including two drinks holders and ski flap (access to boot)	●	●
	60/40 Split Folding Rear Seat back and squab	●	●
	Drivers Electric Seat (only available with Leather)		○
	Driver Lumbar Adjustment		●
	Seats Fold flat - control positioned in the boot	●	●
	Cloth Interior Trim	●	
	Premium Interior Trim		●
	Luxury Leather Trim with Heated Seats and Driver Lumbar Support in lieu of standard trim.	○	○
SAFETY & SECURITY	Driver SMART Airbag	●	●
	Front Passenger SMART Airbag with deactivate switch	●	●
	2 Side SMART Airbags	●	●
	Front and Rear Curtain SMART Airbags	●	●
	ABS with EBD and Emergency Brake Assist	●	●
	ESP and ASR (Electronic Stability Programme and Traction Control) with deactivate switch	●	●
	Grip Control ASR+ (Advanced/Intelligent traction control with 16" Mud + Snow Tyres)	○	○
	Front Seat Belts with pretensioners and force limiters	●	●
	Rear Seat Belts with 3 point seatbelts with force limiters	●	●
	2 Isofix location points (Row 2 outer seats - ensure child seat is appropriate for Active & Allure versions with footwell storage)	●	●
	Ultrasonic Alarm (Thatcham category 1 approved)	○	●
	Deadlocks	●	●
	Rolling Code Transponder Immobiliser (Thatcham category 2 approved)	●	●
	Automatic Door Re-locking (if door not opened in 30 seconds)	●	●
	Locking Wheel Bolts for Alloy Wheels	●	●
Tyre Pressure Sensors	●	●	
Space Saver Spare Wheel	●		
	Puncture Repair Kit (space saver spare wheel on models with GRIP CONTROL)		●
COMFORT & CONVENIENCE	Electric Parking Brake	●	●
	Hill Assist	●	●
	Dynamic Roll Control (2.0 BlueHDi Engine only)	●	●
	Speed Related Electric Power Assisted Steering	●	●
	Remote Control Central Locking with two plip keys	●	●
	Electric Front windows	●	●
	Electric Rear windows	●	●
	Rear Parking aid	●	●
	Front Parking aid		●
	Reversing Camera (c/w linked option of Peugeot Connect Navigation (RT6) (WLWF)	○	●
	Reversing Camera (c/w linked option of Peugeot Connect Navigation (RT6) & DAB Digital Radio (WLWR)	○	
	Parking Space Measurement System		●
	Colour Head Up Display (without distance alert function)	○	●
	Colour Head Up Display (with distance alert function)		○
	Height and reach adjustable Steering Wheel	●	●
Cruise Control with Speed limiter	●	●	
3 Position Boot Floor	●	●	
Split Tailgate	●	●	

● Standard ○ Option at extra cost

EQUIPMENT (2)

		ACTIVE	ALLURE
IN-CAR ENTERTAINMENT & COMMUNICATION	Peugeot Connect RD45 Stereo Radio / Mono CD player with MP3 Playback	<input checked="" type="checkbox"/>	<input checked="" type="checkbox"/>
	Peugeot Connect USB (with Handsfree Bluetooth kit)	<input checked="" type="checkbox"/>	<input checked="" type="checkbox"/>
	Peugeot Connect Video Pack (Screen in Headrest of Drivers & Passenger Seat with Aux port for external DVD Players, Games Console.. & 2 Bluetooth Headsets)	<input type="checkbox"/>	<input type="checkbox"/>
	Peugeot Connect Navigation (RT6) with Colour Satellite Navigation & Bluetooth	<input type="checkbox"/>	<input checked="" type="checkbox"/>
	DAB Digital Radio	<input type="checkbox"/>	<input type="checkbox"/>
	Peugeot Connect Navigation (RT6) with Colour Satellite Navigation, Bluetooth & DAB Digital Radio	<input type="checkbox"/>	<input type="checkbox"/>
	Peugeot Connect Navigation (RT6) with Colour Satellite Navigation, Bluetooth, DAB Digital Radio & Reversing Camera	<input type="checkbox"/>	<input type="checkbox"/>
HEATING & VENTILATION	Air Conditioning	<input checked="" type="checkbox"/>	<input type="checkbox"/>
	Dual Zone Climate Control with Air Quality Sensor (AQS)	<input type="checkbox"/>	<input checked="" type="checkbox"/>
	Heating / Air Conditioning outlet in Rear	<input checked="" type="checkbox"/>	<input checked="" type="checkbox"/>
	Heated Seats standard when ordered with Leather option	<input type="checkbox"/>	<input type="checkbox"/>
INTERIOR FEATURES	Digital Clock	<input checked="" type="checkbox"/>	<input checked="" type="checkbox"/>
	Trip Computer	<input checked="" type="checkbox"/>	<input checked="" type="checkbox"/>
	Panoramic 'Cielo' glass roof with electric shutter blind	<input type="checkbox"/>	<input checked="" type="checkbox"/>
	Leather Steering Wheel	<input checked="" type="checkbox"/>	<input checked="" type="checkbox"/>
	12V Accessory Power Points	<input checked="" type="checkbox"/>	<input checked="" type="checkbox"/>
	Central Console Storage Compartment	<input checked="" type="checkbox"/>	<input checked="" type="checkbox"/>
	Additional Glove Box compartment under the steering wheel	<input checked="" type="checkbox"/>	<input checked="" type="checkbox"/>
	Family Pack - Additional Storage compartment in Row 2 Footwells (please ensure appropriate Child Seat)	<input checked="" type="checkbox"/>	<input checked="" type="checkbox"/>
	Row 2 Sunblinds	<input type="checkbox"/>	<input checked="" type="checkbox"/>
Portable Light in LHS of Boot trim	<input type="checkbox"/>	<input checked="" type="checkbox"/>	
EXTERIOR FEATURES	Metallic / Pearlescent Paint	<input type="checkbox"/>	<input type="checkbox"/>
	Body Colour exterior Mirrors and Door Handles	<input checked="" type="checkbox"/>	<input checked="" type="checkbox"/>
	Standard Front and Rear Bumper	<input checked="" type="checkbox"/>	<input type="checkbox"/>
	Exterior Pack Chrome Front, Side and Rear Bumper	<input type="checkbox"/>	<input checked="" type="checkbox"/>
	Adventure Pack (Aluminium Finish)	<input checked="" type="checkbox"/>	<input checked="" type="checkbox"/>
	Rear Tinted Windows	<input type="checkbox"/>	<input checked="" type="checkbox"/>
	Rear Acoustic and Tinted Windows	<input type="checkbox"/>	<input type="checkbox"/>
	16" Isara Alloy Wheels with Mud and Snow Tyres (Only available with Grip Control)	<input type="checkbox"/>	<input type="checkbox"/>
	17" Aregia Alloy Wheels	<input checked="" type="checkbox"/>	<input type="checkbox"/>
18" Icauna Alloy Wheels with Puncture Repair Kit	<input type="checkbox"/>	<input checked="" type="checkbox"/>	
EXTERIOR LIGHTING & VISIBILITY	Automatic Headlamps (Visibility Pack)	<input checked="" type="checkbox"/>	<input checked="" type="checkbox"/>
	Automatic Rain Sensing Front Wipers (Visibility Pack)	<input checked="" type="checkbox"/>	<input checked="" type="checkbox"/>
	LED Daytime Running Lights	<input checked="" type="checkbox"/>	<input checked="" type="checkbox"/>
	LED Indicators	<input checked="" type="checkbox"/>	<input checked="" type="checkbox"/>
	LED Rear Lights	<input checked="" type="checkbox"/>	<input checked="" type="checkbox"/>
	Xenon Lights	<input type="checkbox"/>	<input type="checkbox"/>
	Front Fog Lights	<input checked="" type="checkbox"/>	<input checked="" type="checkbox"/>
	Retrospection Pack - Electrically folding Door Mirrors, Electrochrome Rear View Mirror & Exterior Courtesy Light	<input checked="" type="checkbox"/>	<input checked="" type="checkbox"/>

● Standard ○ Option at extra cost

COLOURS, TRIMS, WHEELS

COLOURS & TRIMS

● Standar ○ Extra cost option

			SOLID (no cost option)	PEARLESCENT (extra cost option)	METALLIC (extra cost option)						
			Bianca White	Pearl White	Nera Black	Aluminium	Vapor Grey	Shark Grey	Egyptian Blue	Rioja Red	Rich Oak
			P0WP	M6N9	M09V	M0ZR	M0VG	M09P	M0T4	M0PY	M0G6
ACTIVE	Grikol Mistral Black Cloth	05FX	●	○	○	○	○	○	○	○	○
	Tramontane Luxury Black Leather	Q1FX	○	○	○	○	○	○	○	○	○
ALLURE	Mistral Premium Trim	ISFX	●	○	○	○	○	○	○	○	○
	Tramontane Luxury Black Leather	Q1FX	○	○	○	○	○	○	○	○	○



Bianca White



Pearl White



Nera Black



Aluminium



Vapor Grey



Shark Grey



Egyptian Blue



Rioja Red



Rich Oak

WHEELS

	ACTIVE	ALLURE
16" Isara Alloy Wheels c/w mud & snow tyres (only available with Grip Control option)	○	○
17" Aregia Alloy Wheels	●	
18" Icauna Alloy Wheels with Puncture Repair Kit		●



16" Isara



17" Aregia



18" Icauna

TECHNICAL SPECIFICATION

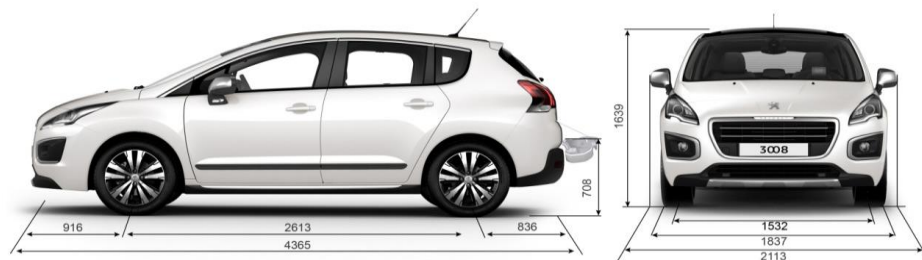
		1.2L Puretech 130 S&S	1.6L BlueHDi 120 S&S	1.6L BlueHDi 120 Automatic S&S	2.0L BlueHDi 150 S&S			
BADGE / ENGINE AVAILABILITY	ACTIVE	●	●	●	●			
	ALLURE	●	●	●	●			
DRIVETRAIN	Fuel Type	Petrol	Diesel	Diesel	Diesel			
	Cubic Capacity (cc)	1199	1560	1560	1997			
	Maximum Power hp (Kw)	131 (96) @ 5500	120 (88) @ 3500	120 (88) @ 3500	150 (110) @ 4000			
	Maximum Torque lb/ft (Nm)	170 (230) @ 1750	221 (300) @ 1750	221 (300) @ 1750	273 (370) @ 2000			
	Bore x Stroke mm	75.0 x 90.5	75 x 88.3	75 x 88.3	85 x 88			
	Number of Valves	12	8	8	16			
	5 speed Manual							
	6 speed Manual	●	●		●			
6 Speed Automatic			●					
BRAKES	Ventilated Front Disc Brakes	●	●	●	●			
	Rear Disc Brakes	●	●	●	●			
	ABS with Electronic Brake Force Distributor (EBFD) and Emergency Brake Assist	●	●	●	●			
	Electronic Stability Programme (ESP)	●	●	●	●			
	Grip Control ASR + - Advanced / Intelligent Traction Control	○	○	○	○			
TYRES & SUSPENSION	Front	Independent with MacPherson type struts with drop link anti-roll bar						
	Rear	Deformable U shaped cross member located by two arms and a hollow anti roll bar						
	Dynamic Roll Control Rear suspension Central Hydraulic module (acts as 3rd shock absorber)	N/A	N/A	N/A	●			
	16" Alloy "Mud & Snow" Standard Tyre	215 / 60 R16						
	17" Alloy Wheel Energy Saver Tyres	225 / 50 R17						
18" Alloy Wheel Standard Tyres	235 / 45 R18							
FUEL TANK	Capacity (litres)	60						
PERFORMANCE	Maximum Speed (mph)	124	112	114	121			
	Acceleration 0-62 mph Driver Only (sec)	10.8	12.0	12.4	9.7			
FUEL CONSUMPTION	Tyres	Energy Saving 17"	Standard 18"/ M&S 16"	Energy Saving/ Standard	Energy Saving 17"	Standard 18"/ M&S 16"	Energy Saving 17"	Standard 18"/ M&S 16"
	Urban Drive Cycle MPG (litres/100km)	46.3 (6.1)	44.8 (6.3)	60.1 (4.7)	62.8 (4.5)	60.1 (4.7)	60.1 (4.7)	57.6 (4.9)
	Extra Urban Drive Cycle MPG (litres/100km)	65.7 (4.3)	62.8 (4.5)	74.3 (3.8)	70.6 (4.0)	68.9 (4.1)	76.3 (3.7)	74.3 (3.8)
	Combined Drive Cycle MPG (litres/100km)	57.6 (4.9)	54.3 (5.2)	68.9 (4.1)	67.3 (4.2)	65.7 (4.3)	68.9 (4.1)	67.3 (4.2)
EMISSIONS INFORMATION	Regulated Emission Standard	Euro 6		Euro 6	Euro 6		Euro 6	
	Tyre type	Energy Saving 17"	Standard 18"/ M&S 16"	Energy Saving/ Standard	Energy Saving 17"	Standard 18"/ M&S 16"	Energy Saving 17"	Standard 18"/ M&S 16"
	Carbon Dioxide (CO2) Emissions (g/km)	115	120	108	109	112	106	109
TOWING INFORMATION	Gross Vehicle Weight	1950	2020	2040	2080			
	Mass In Service	1545	1615	1635	1670			
	Kerb Weight	1400	1420	1470	1530			
	Gross Train Weight	3150	3120	3140	3480			
	Maximum Braked Trailer Weight	1500	1300	1300	1500			
	Maximum Unbraked Trailer Weight	735	740	600	600			
	Maximum Tow Ball Weight	70	70	70	70			
INSURANCE GROUP	ACTIVE	20A	21A	21A	25A			
	ALLURE	19E	20E	20E	24E			

M&S 16": Mud & Snow Tyre brought in with Grip Control option

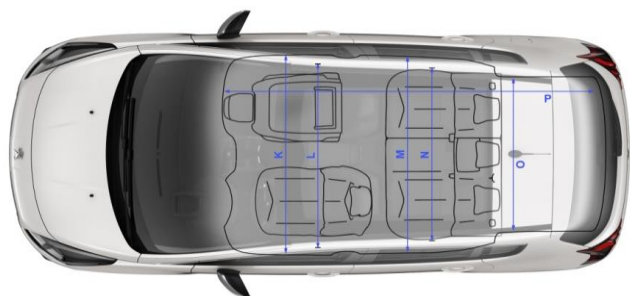
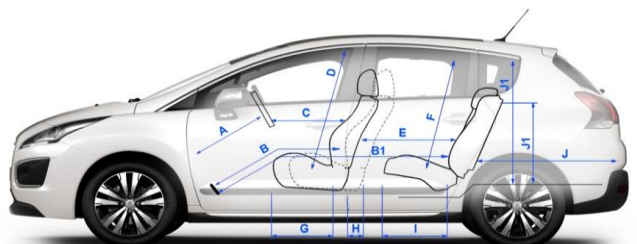
TECHNICAL SPECIFICATION (2)

External/Internal Dimensions (mm)

3008




A



A	820
B	824
B1	1690
C	520
D	918
E	866
F	876
G	480
H	190
I	477
J	746
J1	1048 / 638
K	1476
L	1451
M	1480
N	1403
O	1030
P	2620

B

Boot Dimensions (dm³/litres)



C

FURTHER INFORMATION

MANUFACTURERS RECOMMENDED RETAIL PRICE ON THE ROAD

The On the Road MRRP featured includes the following:

Tax band	CO2 (g/km)	First Year VED	Annual Tax	First Reg fee	Delivery Charge	VAT @ 20% on Delivery	Total OTR Costs
A	Up to 100	£0.00	£0.00	£55.00	£550.83	£110.17	£716.00
B	101-110	£0.00	£20.00	£55.00	£550.83	£110.17	£716.00
C	111-120	£0.00	£30.00	£55.00	£550.83	£110.17	£716.00
D	121-130	£0.00	£110.00	£55.00	£550.83	£110.17	£716.00
E	131-140	£130.00	£130.00	£55.00	£550.83	£110.17	£846.00
F	141-150	£145.00	£145.00	£55.00	£550.83	£110.17	£861.00
G	151-165	£180.00	£180.00	£55.00	£550.83	£110.17	£896.00
H	166-175	£295.00	£205.00	£55.00	£550.83	£110.17	£1,011.00
I	176-185	£350.00	£225.00	£55.00	£550.83	£110.17	£1,066.00
J	186-200	£490.00	£265.00	£55.00	£550.83	£110.17	£1,206.00
K	201-225	£640.00	£290.00	£55.00	£550.83	£110.17	£1,356.00
L	226-255	£870.00	£490.00	£55.00	£550.83	£110.17	£1,586.00
M	Over 255	£1,100.00	£505.00	£55.00	£550.83	£110.17	£1,816.00

VAT is calculated at 20%

VAT is not applicable to cars sold in the Channel Islands

PEUGEOT 3 YEARS OF WARRANTY

All vehicles first registered in the UK and purchased from a UK Peugeot Dealer benefit from a Peugeot 2 year unlimited mileage manufacturer's warranty and a free optional additional 1 year of warranty provided by the Peugeot Dealer Network in the UK.

PEUGEOT ASSISTANCE

All new Peugeots come with Peugeot Assistance, our breakdown assistance service.

Provided by the AA, Peugeot Assistance is available every minute of the day and night; 365 days of the year, for you and anyone else driving your Peugeot with your permission.

Full details are available at www.peugeot.co.uk

TERMS AND CONDITIONS

Every endeavour has been made to ensure that the information, details and descriptions set out in this literature are correct, at the time of going to print.

It is our policy to continually improve our vehicles in every way. We reserve the right to modify our vehicles price, specification (including colour), equipment, accessories and characteristics or to discontinue any model, without notice, at any time.

To avoid any misunderstandings you are advised to check with your Peugeot Dealer the specification (including colour), equipment accessories and equipment relating to any Peugeot vehicle and the exact cost and availability prior to ordering.

Where a feature is described as an option in this publication it should be assumed that it is at extra cost unless specifically stated otherwise.

Issued by Sales and Marketing, Peugeot Motor Company PLC, Pinley House, Sunbeam Way, Coventry CV3

For further information call Peugeot on 0845 200 1234 or visit our website at www.peugeot.co.uk



PEUGEOT