

LEVORG



SUBARU

Confidence in Motion



Let yourself experience more.

Estate car practicality. All-Wheel Drive confidence. Sports Tourer comfort, handling and sheer driving fun. Effortless on the motorway. Exhilarating on the coast road. Comfortable and capable around town. Experience more with the SUBARU Levorg – the driver's All-Wheel Drive Tourer.



Effortless performance.

And an appetite for adventure.




SUBARU CORE TECHNOLOGY

SUBARU BOXER ENGINE

BALANCED AND COMPOSED.

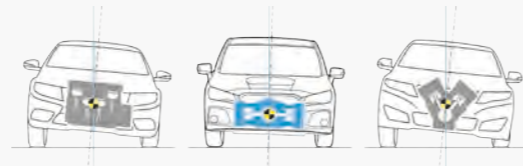
The horizontally opposed configuration of the SUBARU Boxer engine places the pistons 180 degrees apart for a lower, flatter profile than other engine types. This gives the engine, and therefore the overall vehicle, a lower centre of gravity and improved balance.



*Fuel consumption and CO₂ emissions: According to EC715/2007 - 2015/45W.

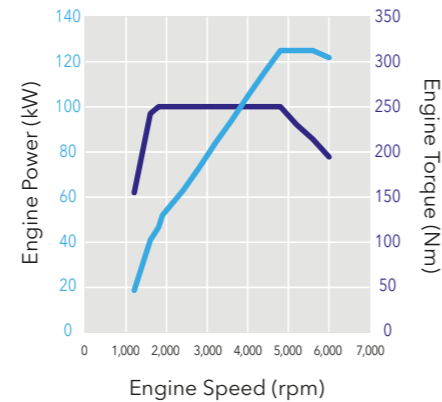
NATURALLY BALANCED

Unlike traditional "in-line" or "V-type" engine configurations, the pistons' opposing movements inherently counteract each other. This naturally helps to reduce vibration without the need for counterbalancers, which add weight and complexity.



LOW CENTRE OF GRAVITY

All of the heavy moving components inside a horizontally opposed engine – the connecting rods, pistons, camshafts and valve train – are positioned on a horizontal plane, as low as possible. This gives SUBARU vehicles a distinctly lower centre of gravity versus vehicles with "in-line" and "V" configured engines, resulting in superior handling and performance.



1.6-LITRE DOHC DIRECT INJECTION TURBO SUBARU BOXER ENGINE

- MAX OUTPUT:** 170 PS @ 4,800 - 5,600 rpm
- FUEL CONSUMPTION (combined)*:** 39.8 MPG
- CO₂ EMISSIONS*:** 164 g / km (1.6 GT)
- MAX TORQUE:** 250 Nm @ 1,800 - 4,800 rpm

SYMMETRICAL ALL-WHEEL DRIVE

FOUR POINTS OF CONTACT.


TRACTION IN ALL CONDITIONS.

There's a reason our Symmetrical All-Wheel Drive (SAWD) system is respected around the world. When road conditions are demanding, it delivers sure-footed, composed control by evenly distributing power to all four wheels. Cornering is confident and, even in slippery conditions, there's reassuring grip during braking and acceleration. Driving in challenging conditions becomes altogether easier, safer and more enjoyable.

LINEARTRONIC CVT


SHIFT YOUR EXPECTATIONS.

A passenger car with All-Wheel Drive (AWD) - it was a totally new concept when SUBARU introduced it to the world in 1972. Afterwards, public perception of AWD technology changed forever. The trend continues with the Lineartronic CVT found in the SUBARU Levorg. Responsive, lightweight and unexpectedly lively and precise, this transmission again sets the standard.



ALWAYS ADAPTING, ALWAYS PERFORMING.

Unburdened by having fixed gear ratios like a conventional automatic transmission, the SUBARU Levorg's Lineartronic Continuously Variable Transmission uses infinitely variable gear ratios to stay in the correct rev-range at all times, for smooth acceleration and enhanced efficiency.



Practicality with style.

Design and technology should make a vehicle look, perform and drive better. In the SUBARU Levorg, they do – blending useful functionality with eye-pleasing aesthetics.



DESIGN

The hexagonal grille and muscular front end design hint at the SUBARU Levorg's performance. The bonnet scoop is fully functional – it keeps the turbocharged SUBARU Boxer engine's intercooler constantly refreshed with cool air.

ILLUMINATION

Striking "Hawkeye" headlights provide bright, pure, directed light powered by LEDs. They generate all the illumination you'll need.




See and do more.

Made for the world you live in.



Imagine the possibilities.

Your life is busy and varied. No two days are the same. So the SUBARU Levorg design takes spontaneity in its stride. Whatever activities, sports and interests you live for, you'll have ample space to carry whatever you need.



WIDER OPENING FOR EASIER ACCESS

Thanks to the wide opening boot door it's easy to move items in and out of the voluminous boot area. When fully extended, you'll have access to 522 litres of storage space*.

60 / 40 FOLDING REAR SEATS

For bulkier or odd-shaped items the 60 / 40 folding rear seats reconfigure to offer more luggage space in seconds.

UNDERFLOOR STORAGE

Keep delicate items safely stored away, out of sight, under the boot floor.



*With seats up.

Your world. Your space.

The SUBARU Levorg's interior is designed with your comfort in mind. Surround yourself with quality materials, supportive yet soft to the touch, carefully chosen to last the test of time.

SEATING DESIGN

Enjoy the SUBARU Levorg's engaging driving experience in comfort. Front seats support the driver and passengers in all the right places, giving you a more enjoyable and safer driving experience.



D-SHAPED STEERING WHEEL

We thought carefully about the steering wheel: after all, it's your main connection to the SUBARU Levorg driving experience. Beyond the sporty, D-shaped design, the sculpted wheel is both easy to grip and manoeuvre.





Always stay in touch.

The SUBARU Levorg's technology makes life simpler. Stay entertained, informed and seamlessly connected without losing sight of the most important thing – getting there and back safe and sound.



VOICE RECOGNITION*1

Various functions can be controlled remotely using voice recognition, allowing you to keep your eyes and attention on the road. Just tap the steering wheel controls and speak naturally, issuing verbal commands to make a phone call, play a song or set a destination in the navigation system*2.



MULTI-INFORMATION DISPLAY

Located conveniently in the instrument panel, informative car vitals are displayed at the touch of a button. It also features advanced environmental performance and efficiency – even allowing you to compare the efficiency between different trips.



TOUCHSCREEN CONTROL

Use the touchscreen to easily manage your music, just as you would on your smartphone. Simply connect your smartphone through Bluetooth® or the USB port, and you can choose your music on the touchscreen.

1. PADDLE SHIFTERS

For a more engaging experience, switch to manual mode and use the paddle shifters. You'll experience the kind of responsive six-speed manual shifting you wouldn't expect from a Continuously Variable Transmission – and the thrill of sports driving.



2. SI-DRIVE

SUBARU Intelligent Drive (SI-DRIVE) lets you select the engine and transmission characteristics according to your driving style, driving expectations and driving situations. It offers two modes: Intelligent and Sport. Intelligent mode provides smoother acceleration and more efficient operation, whilst Sport mode offers a more exciting driving experience, with enhanced power and acceleration.



SUBARU STARLINK*2


Access the audio system, make phone calls and set the navigation*2 via the SUBARU STARLINK Infotainment System. Control operations via the central 7" multifunction touchscreen, steering wheel controls, or simply use your voice*1. Can't find your favourite music? Just connect your smartphone or other mobile music device via the USB or standard AUX jack.

*1 Voice Recognition is compatible with select languages only.
*2 Driver is responsible for safe driving. Please refrain from operating the touchscreen while driving.

Life is for living.

Driving enjoyment starts with confidence in the vehicle: the ability to travel with complete peace of mind. SUBARU has always put safety front and centre. It's why the SUBARU Levorg holds EURO NCAP 5-star crash test accreditation - the highest independently-verified rating for vehicle passenger and pedestrian protection and accident avoidance technology.





01 VEHICLE DYNAMICS CONTROL SYSTEM

The Vehicle Dynamics Control System monitors and analyses if the vehicle is following the driver's intended course via an array of sensors. If a tyre slips or the vehicle begins to veer from its intended path, the All-Wheel Drive torque distribution, engine output, and brakes at each wheel are adjusted to assist in keeping the vehicle on course.

02 VISIBILITY IN ALL DIRECTIONS

The most important collision avoidance system inside any SUBARU is the driver. That's why the SUBARU Levorg was designed to provide maximum visibility in all directions without compromising structural integrity and safety. Greater visibility helps the driver stay in control and see potential accidents before they happen.

03 BRAKES

The ventilated disc brakes feature lightweight aluminium rear calipers for a strong, progressive braking feel. The Antilock Braking System includes electronic brake-force distribution to reapportion front and rear braking pressure when the vehicle is loaded. For more predictable and controlled braking during an emergency, the SUBARU Levorg features both Brake Assist and Brake Override.

04 ADVANCED SAFETY PACKAGE: HIGH BEAM ASSIST (HBA)*1

High Beam Assist increases visibility and safety when driving at night by toggling the SUBARU Levorg's high beams on and off automatically, depending on driving conditions.

05 ADVANCED SAFETY PACKAGE: SUBARU REAR VEHICLE DETECTION (SRVD)*1

SUBARU Rear Vehicle Detection (SRVD) uses sensors placed around the vehicle to alert you of vehicles in your rear blind spots for safer lane changes. It can also warn you of potential collision danger whilst reversing out of a parking space.

ACTIVE SAFETY

06 CABIN-PROTECTING LAYOUT

When it comes to your safety, SUBARU has a tradition of going above and beyond – and the SUBARU Levorg is no different. The SUBARU Levorg's frame and chassis were designed to help the SUBARU Boxer engine and gearbox move safely beneath the vehicle during a head-on collision rather than intruding into the cabin. It's yet another feature that gives you peace of mind whilst driving the SUBARU Levorg.

07 SRS*2 AIRBAGS

In case of a collision, occupants are protected with an arsenal of standard safety equipment including front SRS*2 airbags, plus front-side, curtain SRS*2 airbags, and knee SRS*2 airbags. To hold passengers firmly in place, the front seatbelts feature height-adjustable pretensioners and load limiters that ease peak forces to the chest. In a rear collision, front seats benefit from rigid frames, firm headrests and details like energy-absorbing mounts for the inner seat spring – all helping to reduce the chance of whiplash.

08 HEAD RESTRAINTS ON FRONT SEATS

Adjustable for both height and angle, head restraints are designed to accommodate passengers of different sizes and individual comfort preferences.

09 WHIPLASH-REDUCING FRONT SEATS

Designed to enhance comfort and help the driver feel more planted for better control, these seats can also help reduce the possibility of whiplash resulting from certain types of collisions.

10 RING-SHAPED REINFORCEMENT FRAME

The Ring-shaped Reinforcement Frame is like a suit of armour for all occupants of the SUBARU Levorg. It's a shroud of safety built into the passenger cabin's roof, doors, pillars, and floor. In a collision, this design helps divert and dissipate impact energy away from the occupants using high-strength materials and strategic placements. Whilst making it stronger with increased torsional rigidity, the overall frame remains lightweight.

PASSIVE SAFETY

*1 The driver is always responsible for safe driving and observance of traffic regulations. Please do not depend solely on the Advanced Safety Package features for safe driving. There are limitations to the recognition features of this system. See Owner's Manual for full details on system operation and limitations.
 *2 SRS: Supplemental Restraint System. Must be used with seatbelts.

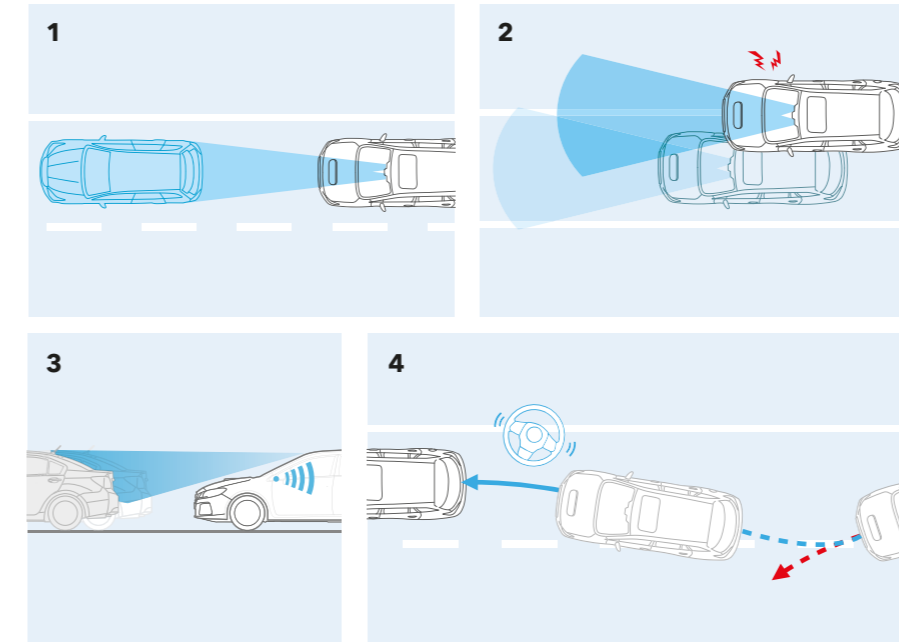


SUBARU'S WORLD-LEADING DRIVER ASSIST TECHNOLOGY



At SUBARU, we believe in all-around safety. An important part of that is pre-collision safety: making every effort to ensure an accident never happens. That's why we created EyeSight*¹, SUBARU's cutting-edge driving support system. Like a second pair of eyes for the road ahead, EyeSight uses two stereo cameras capturing three-dimensional colour images with excellent image recognition - nearly as capable as the human eye. Using images from both cameras to precisely determine shape, speed and distance, EyeSight not only detects vehicles but also motorbikes, bicycles and pedestrians*². When spotting potential danger, it warns the driver and even applies the brakes if necessary to help avoid an accident. With excellent safety performance, EyeSight gives the driver ultimate peace of mind.

DRIVER ASSIST



1. Adaptive Cruise Control

Adaptive cruise control allows the driver to set vehicle speed and distance to the car in front. It constantly monitors distance and speed then adjusts the engine, transmission and brakes to keep your speed in line with the traffic flow. Designed for use on motorways and similar roads, Adaptive Cruise Control can detect a lead vehicle and its brake lights and can help keep pace in stop-and-go motorway traffic for you, a comfort and convenience on long drives.

2. Lane Sway and Departure Warning

Lane Sway and Departure Warnings will alert the driver with a visual and audible warning if the vehicle sways or departs its lane without indicating.

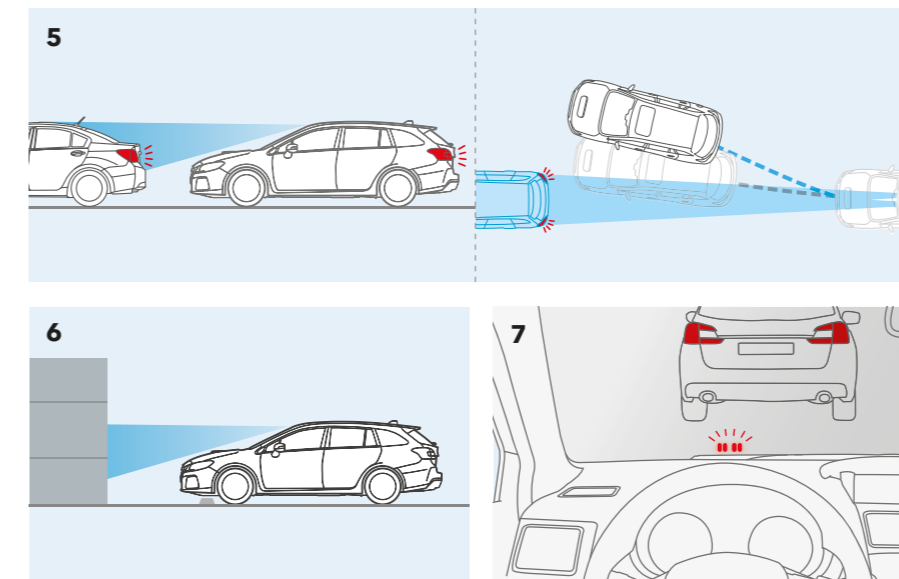
3. Lead Vehicle Start Alert

When you're waiting in stationary traffic, it's easy to become distracted. If EyeSight senses that vehicles in front have started moving again but you haven't, a buzzer and a flashing indicator prompt you to move.

4. Lane Keep Assist

Lane Keep Assist will offer gentle steering control if the vehicle is about to deviate from its lane at approximately 40 mph or above.

ACCIDENT PREVENTION



5. Pre-Collision Braking System*²

If you're about to collide, and should brake immediately, SUBARU's pre-collision braking system will warn you. A buzzer sounds with a visual dashboard alert. If you don't take evasive action, the system automatically applies the brakes to either try to prevent the collision (up to 28 mph) or reduce the severity of an impact. If you brake without applying enough pressure, the system will increase braking force. In addition, Pre-Collision Steering Assist will help you make a sharp turn if facing a potential frontal impact.

6. Pre-Collision Throttle Management

If the car is parked facing an obstacle, and you accidentally select drive instead of reverse, EyeSight will give you a visual and audio warning. The system will also cut engine output to help avoid a frontal collision.

7. EyeSight Assist Monitor*³

When EyeSight detects a hazard, a series of LED warning lights are projected on to the base of the windscreen. This places information in your line of sight, so you can keep your eyes on the road and react faster to potential danger.

*¹ EyeSight is a driving support system which may not operate optimally under all driving conditions. The driver is always responsible for safe and attentive driving and observance of traffic regulations. System effectiveness depends on many factors such as vehicle maintenance, weather and road conditions. See Owner's Manual for full details on system operation and limitations for EyeSight.

*² Pre-Collision Braking System may not work in all situations. Depending on the speed difference from objects, the object's height and other conditions, every situation may not meet the necessary conditions for EyeSight to work optimally.

*³ Optional; part of the Advanced Safety Package.

Field of vision range from EyeSight (not an actual measurement).



SUBARU LEVORG 1.6 GT

DIMENSIONS

excl. mirrors..... L x W x H: 4,690 x 1,780 x 1,490 mm
 incl. mirrors..... L x W x H: 4,690 x 1,987 x 1,490 mm

ENGINE..... Horizontally-opposed, 4-cylinder, turbocharged DOHC
 CAPACITY..... 1,600 cc
 MAX OUTPUT..... 170 PS @ 4,800 - 5,600 rpm
 MAX TORQUE..... 250 Nm @ 1,800 - 4,800 rpm
 TRANSMISSION..... Lineartronic, AWD



01 POP-UP TYPE HEADLIGHT WASHERS

Pop-up washers use a high-pressure spray to help keep the available LED headlights at their peak performance in poor weather.

02 18" ALLOY WHEELS

18" aluminium-alloy wheels give the SUBARU Levorg even more style and enhanced performance through excellent grip.

03 DUAL EXHAUST PIPES

Dual exhaust pipes located underneath the rear bumper leave the SUBARU Levorg's sporty nature in no doubt.

04 LED REAR COMBINATION LIGHT

The SUBARU Levorg maintains both style and visibility with LED rear combination lights featuring LED tail and stop lights, rear fog lights, turn lights and reverse lights.

05 KEYLESS ENTRY WITH PUSH-BUTTON START SYSTEM

With the key fob in your possession, you can unlock the front doors or boot by just gripping the handle and starting the engine with a push of a button.

06 HIGH BEAM ASSIST (HBA)

High Beam Assist increases visibility and safety when driving at night by toggling the SUBARU Levorg's high beams on and off automatically, depending on driving conditions.

07 TILT-ADJUSTABLE / TELESCOPIC STEERING WHEEL

The tilt-adjustable and telescopic steering wheel can accommodate a wide range of preferences.

08 HEATED FRONT SEATS

For extra-cold days, the SUBARU Levorg features adjustable heated seats for both the driver and front passenger.

09 USB PORTS (FRONT AND REAR)

Keep all your electronic devices fully charged with easily accessed USB power ports for both front and rear passengers.

10 REAR SEAT ARMREST WITH CUPHOLDER

Enjoy front-row comfort in the second row with the rear seat armrest, which folds down for extra comfort.

11 REVERSING CAMERA

When you engage reverse, the reversing camera displays a live colour image along with guidelines to assist in parking manoeuvres.



COLOUR OPTIONS



STEEL BLUE GREY METALLIC



CRYSTAL WHITE PEARL



LAPIS BLUE PEARL



STEEL BLUE GREY METALLIC



CRYSTAL BLACK SILICA


SUBARU LEVORG ACCESSORIES

PERSONALISE YOUR RIDE.

Whilst every SUBARU Levorg comes generously equipped, SUBARU accessories are the perfect way to tailor your SUBARU to your life and your style. For more details, ask for the accessory brochure or visit your nearest SUBARU dealer.



STI Front Under Spoiler



STI Side Under Spoiler



STI Rear Under Spoiler



Tailgate Illumination



Tow Bar Detachable



Cargo Step Panel (Resin)



Carpet Mat Premium (LHD/RHD)



Cargo Tray Low



SPECIFICATIONS

Item		SUBARU Levorg	
		Symmetrical AWD (All-Wheel Drive)	
		1.6i GT	
		Lineartronic	
ENGINE			
Type		Horizontally-opposed, 4-cylinder, 4-stroke, turbocharged, petrol engine	
		DOHC 16-valve	
Bore/Stroke	mm	78.8 × 82.0	
Capacity	cc	1,600	
Compression ratio		11.0	
Fuel system		Petrol Direct Injection	
Fuel tank capacity	l	60	
PERFORMANCE			
Max. output (DIN)	PS @ rpm	170 @ 4,800 - 5,600	
Max. torque (DIN)	Nm @ rpm	250 @ 1,800 - 4,800	
Max. speed	mph	130	
Acceleration (0-62 mph)	sec.	8.9	
Fuel consumption*1	Urban	mpg (l/100 km)	33.2 (8.5)
	Extra-urban	mpg (l/100 km)	44.8 (6.3)
	Combined	mpg (l/100 km)	39.8 (7.1)
CO ₂ emissions*1	Combined	g/km	164
Regulation Emission Standard		Euro 6	
DRIVETRAIN			
All-Wheel Drive type		Active Torque Split AWD system	
DIMENSIONS & WEIGHT			
Overall length	mm	4,690	
Overall width	excl. door mirrors	mm	1,780
	incl. door mirrors	mm	1,987
Overall height	mm	1,490	
Wheelbase	mm	2,650	
Track	Front	mm	1,530
	Rear	mm	1,540
Ground clearance (at kerb weight)	mm	135	
Boot volume*2 (Seats up/seats down/seats down to roof)	l	522/944/1446	
Seating capacity	persons	5	
Kerb weight	kg	1,568	
TRANSMISSION			
Gear ratio	D range (Lineartronic)		3.581 – 0.570
	1st		3.560
	2nd		2.255
	3rd		1.655
	4th		1.201
	5th		0.887
	6th		0.616
	Reverse		3.667
Final drive axle ratio		3.900	
CHASSIS			
Steering		Rack and Pinion	
Suspension (4-wheel independent)	Front	MacPherson strut type	
	Rear	Double wishbone type	
Minimum turning circle (between pavements/walls)	m	5.4/5.9	
Brakes	Front	Ventilated disc brakes	
	Rear	Ventilated disc brakes	
Tyre/wheel size		225/45R18, 18 x 7.5"J	

*1 Fuel consumption and CO₂ emissions: according to EC715/2007-2015/45W.

*2 Measured by VDA (V214).

MPG Figures are official EU test figures for comparative purposes and may not reflect real driving results.

Vehicle kerb weight varies according to the types of optional equipment included. Specification data and model lineup may vary according to market.

STANDARD AND OPTIONAL FEATURES

Item	SUBARU Levorg	
	1.6i GT	Lineartronic
EXTERIOR		
Automatic headlights	•	
LED headlights with auto leveliser	•	
Pop-up type headlight washers	•	
Front fog lights	•	
Rear fog lights	•	
Power-folding door mirrors with built-in LED indicators	•	
Automatic rain sensing windscreen wipers	•	
18" alloy wheels	•	
Side sill spoilers	•	
Roof spoiler	•	
Shark fin antenna	•	
Privacy glass for rear doors, rear quarters and rear window	•	
Twin tailpipe	•	
SEATING & TRIM		
Leather sports steering wheel and gearshift knob with blue over stitching	•	
Leather sports front seats with blue over stitching	•	
8-way power adjustable driver's seat	•	
Heated front seats	•	
60/40 split folding and reclining rear seats	•	
Stainless steel door sills (front, both sides)	•	
COMFORT & CONVENIENCE		
Power windows*1	•	
Remote control central locking	•	
Keyless entry and push button start system	•	
Auto-dimming rearview mirror	•	
Welcome lighting*2	•	
One-touch lane change indicators	•	
Map lights	•	
Illuminated vanity mirrors (driver and front passenger)	•	
Front cup holders (in the centre console)	•	
Door pockets with bottle holders (on all side doors)	•	
Fuel lid lock release	•	
Two 12 volt power outlets (instrument panel and centre console)	•	
Boot hooks	•	
Luggage hooks	•	
Rear seat release in boot space	•	
Retractable parcel shelf	•	
Boot under floor storage	•	
Tyre repair kit	•	
CLIMATE CONTROL		
Dual-zone automatic air-conditioning system with anti-dust filter	•	
Windscreen wiper de-icer	•	
Heated door mirrors	•	
Windscreen and front door window defrosters	•	
Heated rear window with timer	•	

*1 Front side and rear side windows have auto up/down function with pinch protection.

*2 Operation of head light flasher required.

*3 The stop & start system will automatically stop and restart the engine when the car comes to a standstill to reduce fuel consumption and emissions.

*4 Displays: fuel economy screen, eco-evaluation screen, driving condition, clock with outside temperature and maintenance information etc.

Item	SUBARU Levorg	
	1.6i GT	Lineartronic
ENTERTAINMENT		
SUBARU STARLINK infotainment system with SD card type navigation and audio system : 1 CD & 6 speakers	•	
Voice recognition system	•	
Steering wheel mounted controls	•	
Bluetooth®	•	
Dual USB ports and auxiliary audio input jack in centre panel	•	
Dual USB ports in centre console	•	
Dual USB ports for rear passengers	•	
Reversing camera	•	
CONTROLS & INSTRUMENTS		
Stop & start system*3	•	
Electric parking brake	•	
7" Multifunction colour touchscreen	•	
4.3" LCD multi-information display*4	•	
Electro-luminescent gauges with 3.5" colour LCD display*5	•	
Quick ratio power steering (14.4 : 1)	•	
Tilt-adjustable/telescopic steering wheel	•	
Paddle shift	•	
Adaptive cruise control	•	
Aluminium pedals	•	
DRIVABILITY		
SI-DRIVE (SUBARU Intelligent Drive)*6	•	
Vehicle Dynamics Control system (VDC)	•	
Active torque vectoring	•	
Hill assist	•	
SAFETY		
EyeSight*7	•	
Front SRS*8 airbags	•	
Front side SRS*8 airbags (driver and front passenger)	•	
Curtain SRS*8 airbags	•	
Knee SRS*8 airbags	•	
SRVD (SUBARU Rear Vehicle Detection) - includes blind spot monitoring, lane change assist and rear cross traffic alert	•	
HBA (High Beam Assist)	•	
Side-door reinforcement beams (front and rear, both sides)	•	
Steering column support beam	•	
Rear seat headrests for 3 seating positions	•	
Whiplash reducing front seats	•	
Seatbelt indicator (for driver and all passengers)	•	
Front seatbelts with pretensioners and load limiters	•	
Rear side seatbelts with pretensioners	•	
Height adjustable seatbelt anchors (for driver and front passenger)	•	
Rear 3-point seatbelts for 3 seating positions	•	
ABS (Anti-lock Braking System) with EBFD (Electronic Brake Force Distribution)	•	
ISOFIX adapted child seat anchors (with tether anchors)	•	
Child-proof rear door locking	•	
Thatcham cat 1 alarm system and immobiliser	•	

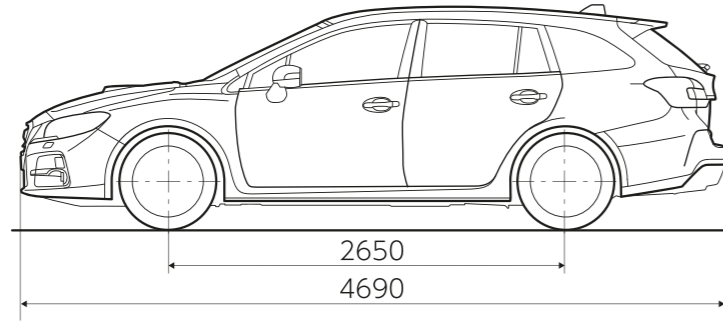
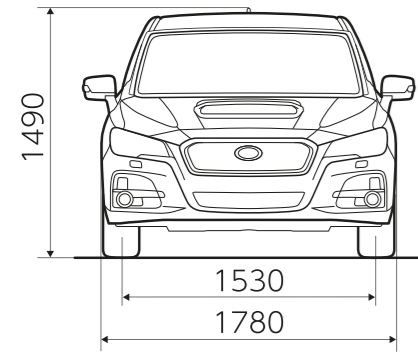
*5 Displays: current fuel consumption, average fuel consumption, driving range and SI-Drive indicator.

*6 Two available SI-Drive modes: Intelligent mode & Sport mode.

*7 EyeSight includes: adaptive cruise control, pre-collision braking, pre-collision throttle management, lane sway and departure warning, lane keep assist and lead vehicle start alert.

*8 SRS: Supplemental Restraint System. Must be used in conjunction with seatbelts.

DIMENSIONS



Dimensions are measured in accordance with standard measurement of Fuji Heavy Industries Ltd.

Fuji Heavy Industries Ltd. reserves the right to alter specifications and equipment without notice. Details of specifications, equipment, colour availability and the accessory lineup are subject to suit local conditions and requirements. Please inquire at your local dealer for details of any changes that might be required for your area.

Not all features, options, or packages are available for all models and regions. See your specification sheet for availability. Please contact your local authorised SUBARU dealer for more details.

DISCOVER SUBARU

Like to arrange a test drive? After the latest on the SUBARU Levorg or other SUBARU models? Looking for your nearest SUBARU showroom?

Simply get in touch...



SUBARU DIGITAL EXPERIENCE



SUBARU

Confidence in Motion

Web Homepage

Visit the SUBARU UK website for the latest information about the SUBARU range.

SUBARU.co.uk



YouTube

Subscribe to our channel to see the latest SUBARU videos.

youtube.com/officialsubaruuk



Facebook and Twitter

Stay connected with the SUBARU UK community and be the first to hear the latest news directly from SUBARU.

facebook.com/officialSubaruUK

twitter.com/subaruuk



SUBARU

Confidence in Motion

The service intervals for the SUBARU Levorg models are every 12 months / 10,000 miles, whichever comes sooner. The SUBARU Levorg is covered by a 5 Year / 100,000 miles (whichever is sooner) Limited Warranty. This comprises of a standard 3 Year / 60,000 miles (whichever is sooner) Manufacturer's Warranty (bumper to bumper, excluding clutch driven plate) and an Extended Warranty that applies to the powertrain only, provided by the importer, to complete the 5 Year / 100,000 miles (whichever is sooner) Limited Warranty. All vehicle bodywork is covered by a 12 Year Anti-Corrosion Warranty and paintwork is covered by a 3 Year / 60,000 miles (whichever is sooner) Warranty. Added reassurance is provided by a comprehensive 3 Year Recovery and Assistance Programme valid in the UK only. For general terms and conditions visit SUBARU.co.uk

Technical data and equipment based on the latest information available at the time of printing. SUBARU (UK) Ltd reserves the right to make changes at any time, without notice, in colours, materials, design, prices, equipment and specifications and to discontinue models. Customers are advised to consult their SUBARU dealer on the precise details of warranties/guarantees and vehicles available for sale. Models specified are strictly subject to availability. Owing to the limitations of printing processes, the colours reproduced may not exactly match product colours. The contents of this brochure are the copyright of SUBARU (UK) Ltd and may not be copied or displayed for commercial purposes without the express permission of SUBARU (UK) Ltd. © SUBARU (UK) Ltd. E & O.E.

SUBARU (UK) Ltd.

For details of your nearest SUBARU dealer phone 03303 335117 or visit SUBARU.co.uk.

Calls (to 03 numbers) cost no more than calls to geographic numbers (01 or 02) and must be included in inclusive minutes and discount schemes in the same way. Calls from landlines are typically charged up to 9p per minute; calls from mobiles typically cost between 3p and 40p per minute. Calls from landlines and mobiles are included in free call packages.

5 YEAR
WARRANTY[†]

17MY SLVB004